



CONCRETE AGGREGATES CORPORATION

6 April 2026

THE PHILIPPINE STOCK EXCHANGE, INC.

9th Floor, PSE Tower
28th Street corner 5th Avenue
Bonifacio Global City, Taguig

Attention: **Disclosure Department**

Gentlemen:

In compliance with the Disclosure Rules of the Philippine Stock Exchange, we are submitting a copy of the Definitive Information Statement (SEC Form 20-IS) of Concrete Aggregates Corp., which we also filed with the Securities and Exchange Commission.

Thank you and best regards.

Very truly yours,

Jose Antonio V. Evangelista III
Corporate Information Officer



CONCRETE AGGREGATES CORPORATION

6 April 2026

SECURITIES AND EXCHANGE COMMISSION

SEC Main Office, The SEC Headquarters
7907 Makati Avenue, Salcedo Village
Barangay Bel-Air, Makati City

Attention: **Oliver A. Leonardo**
Director, Markets and Securities Regulation Department

Gentlemen:

In response to the comments that were provided by the Securities and Exchange Commission ("SEC" or the "Commission") on the Preliminary Information Statement (SEC Form 20-IS) of Concrete Aggregates Corp. ("CAC" or the "Corporation") on 23 March 2026, the Corporation will submit at least two (2) hard copies of its Definitive Information Statement (SEC Form 20-IS) at the SEC Main Office on or before 8 April 2026 containing the following:

1. Information Statement and Management Report shall be uploaded to Issuer's Website for downloading by interested parties,
 - The Preliminary Information Statement has been uploaded on the Company's website at <https://cac.com.ph/informationstatements.html> labeled as CAC Prelim IS 2026 and on the PSE Edge website at https://edge.pse.com.ph/openDiscViewer.do?edge_no=73aed35b65f28a8464d70b69f0a3140b.
 - The Corporation will also upload the Definitive Information Statement on the CAC website at <https://cac.com.ph/informationstatements.html> and on the PSE Edge website once it has been approved by the SEC.
2. Information on Any Participant under PCD account who owns more than 5% of the voting securities,
 - Found on page 3, under Security Ownership of Certain Beneficial Owners, wherein Abacus Securities Corporation is identified to hold 3,528,148 Common "A" and 2,860 Common "B" shares or equivalent to 12.84% of the total outstanding capital stock of the Corporation.
3. The Minutes of the most recent regular meeting,
 - The Minutes of the most recent regular meeting is found on the CAC website at <https://cac.com.ph/minutes.html> under labeled as 2025 CAC ASM Minutes. Also attached as Annex "C" are the highlights of the annual meeting which was previously disclosed in a Current Report (SEC

Form 17-C) dated 30 April 2025 and released as a Company Report in PSE Edge with No. C02934-2025.

4. A description of the voting and vote tabulation procedures used in the previous meeting,
 - Found on page 20, under Requirements and Procedures for Online Registration and Electronic Voting in Absentia, wherein it is noted that the same internal procedures for the conduct of the voting and voting tabulation implemented by the Corporation since its 2020 annual stockholders' meeting was implemented.
5. A description of the opportunity given to stockholders or members to ask questions and a record of the questions asked and answers given,
 - Found on page 20, under Information on the Previous Meeting, wherein it is noted that the stockholders present were given an opportunity to ask questions by voluntarily unmuting their microphones or sending a chat message in the Zoom application, though no questions were asked during the last annual meeting.
6. A list of the matters discussed and resolutions reached, as well as a record of the voting results for each agenda item;
 - Found on page 21, under Information on the Previous Meeting, wherein it is noted that the agenda items presented and discussed were unanimously approved by the stockholders present during the said meeting.
7. A list of directors, officers and stockholders who attended the meeting;
 - Found on "Annex A" and cited in page 21, under Information on the Previous Meeting.
8. A list of material information on the current stockholders, and their voting rights
 - Found on page 3, under Voting Securities and Principal Holders Thereof, wherein it is stated that each share is entitled to one vote. Furthermore, information on the top 20 stockholders of the Corporation is found on pages 10 – 11 of the Management Report, under Holdings of Securities.
9. Director's qualifications and relevant experience, length of service in the corporation, trainings and continuing education attended, and their board representation in other corporations
 - Found on pages 4 – 8, under Directors and Executive Officers, are the qualifications, relevant experience, board representations, and length of service in the corporation of the directors. Furthermore, the trainings and continuing education attended are cited and found in page 13 of the Management Report.
10. Appraisals and performance report for the board and the criteria and procedure for assessment
 - Found on pages 16 – 17, under Appraisal and Performance Reports for the Board and Criteria and Procedure for Assessment, wherein it is stated that the performance of the Board is discussed and considered

by the Audit and Risk Management Committee during annual discussions.

We hope that the foregoing sufficiently satisfies the requirements for the approval of the distribution of the Definitive Information Statement of the Corporation to the stockholders of record for its 2026 annual stockholders' meeting.

Thank you.

Very truly yours,

A handwritten signature in black ink, appearing to read 'JOSE ANTONIO V. EVANGELISTA III', written over a horizontal line.

JOSE ANTONIO V. EVANGELISTA III

Corporate Secretary

PSE Security Code _____
SEC Number 36140
File Number _____

CONCRETE AGGREGATES CORP.

(Company's Full Name)

**7TH FLOOR, WEST WING, ESTANCIA OFFICES, CAPITOL COMMONS,
MERALCO AVENUE, PASIG CITY**

(Company's Address)

(02) 8631-1231/Fax no.: (02) 8631-6517

(Company's Telephone Number)

DECEMBER 31

(Fiscal Year Ending)
(Month & Day)

**SEC FORM 20-IS
DEFINITIVE INFORMATION STATEMENT
(2026 ANNUAL STOCKHOLDERS' MEETING)**

(FORM TYPE)

(Amendment Designation if Applicable)

Period Ended Date

PERMIT TO OFFER SECURITIES FOR SALE

(Secondary License Type, if any)

NOTICE OF ANNUAL STOCKHOLDERS' MEETING

TO ALL STOCKHOLDERS:

NOTICE is hereby given that the Annual Meeting of the Stockholders of CONCRETE AGGREGATES CORP. will be held on **30 April 2026**, Wednesday, at 10:00 a.m., through the Zoom application (<https://bit.ly/30April2026CACASM>). The guidelines for online registration and voting through remote communication or participation in absentia are set forth in the Company's website (<https://www.cac.com.ph>).


The agenda for the said meeting shall be as follows:

1. Call to Order;
2. Proof of Notice and Determination of Quorum;
3. Approval of the Minutes of the Annual Stockholders' Meeting held last 30 April 2025;
4. Annual Report of the President;
5. Approval of the 2025 Audited Financial Statements;
6. Ratification of Acts, Resolutions and Decisions of the Incumbent Board of Directors and Management;
7. Appointment of Isla Lipana & Co. as External Auditors;
8. Amendment of the Articles of Incorporation – Declassification of Shares;
9. Election of Directors;
10. Other Matters;
11. Adjournment.

The close of business on 31 March 2026 has been fixed as the record date for the determination of the stockholders entitled to notice of such meeting and any adjournment thereof, and to attend and vote thereat. All stockholders who will not, are unable, or do not expect to attend the meeting in person may choose to execute and send a valid proxy to the company's office at the 7th Floor, West Wing, Estancia Offices, Capitol Commons, Meralco Avenue, Pasig City or send a duly signed letter through electronic mail to evangelistajv@ortigas.com.ph. Proxies should be submitted at least ten (10) days prior to the scheduled date of the meeting.

Please note that Management is not asking you for a proxy nor is it requesting you to send a proxy in its favor.

Very truly yours,



JOSE ANTONIO V. EVANGELISTA III
Corporate Secretary



INFORMATION REQUIRED IN INFORMATION STATEMENT

GENERAL INFORMATION

Date, time and place of meeting of security holders.

The 2026 Annual Stockholders' Meeting of Concrete Aggregates Corp. (hereinafter referred to as "CAC" or "the Corporation" or "the Company") will be held on 30 April 2026, 10:00 a.m. through the Zoom application (<https://bit.ly/30April2026CACASM>).

The complete mailing address of the Corporation is 7th Floor, West Wing, Estancia Offices, Capitol Commons, Meralco Avenue, Pasig City.

The date on which copies of the Definitive Information Statement will be sent to the stockholders of record is no later than 8 April 2026.

Dissenters' Right of Appraisal

Any stockholder of the Corporation may exercise his/her appraisal right against any proposed corporate action which qualifies as an instance under Section 80 or other provisions of the Revised Corporation Code that gives rise to the exercise of such appraisal right pursuant to and in the manner provided in Section 81 of the Revised Corporation Code, *to wit*:

"SEC. 80. When the Right of Appraisal May Be Exercised. – Any stockholder of a corporation shall have the right to dissent and demand payment of the fair value of the shares in the following instances:

- (a) In case any amendment to the articles of incorporation has the effect of changing or restricting the rights of any stockholder or class of shares, or authorizing preferences in any respect superior to those of outstanding shares of any class, or of extending or shortening the term of corporate existence;
- (b) In case of sale, lease, exchange, transfer, mortgage, pledge or other disposition of all or substantially all of the corporate property and assets as provided in this Code;
- (c) In case of merger or consolidation; and
- (d) In case of investment of corporate funds for any purpose other than the primary purpose of the corporation.

"SEC. 81. How Right is Exercised. – The dissenting stockholder who votes against a proposed corporation action may exercise the right of appraisal by making a written demand on the corporation for the payment of the fair value of shares held within thirty (30) days from the date on which the vote was taken: *Provided*, That failure to make the demand within such period shall be deemed a waiver of the appraisal right. If the proposed corporation action is implemented, the corporation shall pay the stockholder, upon surrender of the certificate or certificates of stock representing the stockholder's shares, the fair value thereof as of the day before the vote was taken, excluding any appreciation or depreciation in anticipation of such corporate action.

"If within sixty days (60) days from approval of the corporate action by the stockholders, the withdrawing stockholder and the corporation cannot agree on the fair value of the shares, it shall be determined and appraised by three (3) disinterested persons, one of whom shall be named by the stockholder, another by the corporation, and the third by the two (2) thus chosen. The findings of the majority of the appraisers shall be

final, and their award shall be paid by the corporation within thirty (30) days after such award is made: *Provided*, That no payment shall be made to any dissenting stockholder unless the corporation has unrestricted retained earnings in its books to cover such payment: *Provided, further*, That upon payment by the corporation of the agreed or awarded price, the stockholder shall forthwith transfer the shares to the corporation.”

No matter shall be discussed during the 2026 Annual Stockholders’ Meeting that will give rise to the exercise of the dissenter’s right of appraisal.

Proxy Form and Proxy Solicitation

The Company does not intend to undertake any proxy solicitation activity for the 2026 Annual Stockholders’ Meeting.

Interest of Certain Persons in or Opposition to Matters to be Acted Upon

None of the Company’s directors, officers or their respective associates for this year or for the last fiscal year have any substantial interest, direct or indirect, by security holdings or otherwise, in any matter to be acted upon during the 2026 Annual Stockholders’ Meeting, other than election to office.

As of the filing of this Information Statement, no director of the Company has given written notice to the Company that he/she intends to oppose the matters to be taken up for stockholders’ approval during the 2026 Annual Stockholders’ Meeting.

CONTROL AND COMPENSATION INFORMATION

Voting Securities and Principal Holders Thereof

The following table indicates the number of shares outstanding for each class of shares of the Corporation. Each share is entitled to one vote.

Title of Each Class	Number of Outstanding Shares
Common A	22,077,771
Common B	5,388,678

The cut-off for the above information shall be the record date, 31 March 2026.

Only stockholders of record as of the record date, 31 March 2026, shall be entitled to notice and to vote at the 2026 Annual Stockholders’ Meeting.

Common Class A shares are issued only to citizens of the Philippines and to associations, partnerships or corporations with at least 60% of the outstanding stocks held by citizens of the Philippines, while Common Class B shares may be issued to either Filipino or non-Filipino citizens or associations, partnerships or corporations without regard to the citizenship of their stockholders.

A total of 3,505 Common Class B shares are held by foreigners, amounting to approximately 0.07% of the total outstanding Common Class B shares, and approximately 0.014% of the total outstanding capital stock of the Company.

Election of Directors

For the purpose of electing directors, a stockholder may vote such number of his shares for as many persons as there are directors to be elected or he may cumulate said shares and give one candidate as many votes as the number of directors to be elected multiplied by the number of his shares shall equal, or he may distribute them in the same principle among as many candidates as he shall see fit.

Unless required by law or demanded by a stockholder present or represented at the meeting and entitled to vote thereat, voting need not be by ballot and will be done by show of hands or, upon motion duly made and seconded, by viva voce. The Corporate Secretary will be responsible for counting votes based on the number of shares entitled to vote owned by the stockholders who are present or represented by proxies. Candidates who receive the highest number of votes shall be declared elected.

Security Ownership of Certain Beneficial Owners

Title of Class	Name & address of record owner and (Relationship with Issuer)	Name of Beneficial Owner and (Relationship with Record Owner)	Citizenship	No. of Shares Held	% of Class
Common "A" and "B"	Ortigas & Company, Limited Partnership 7 th Floor, West Wing, Estancia Offices, Capitol Commons Pasig City (Security Holder)	Ortigas & Company, Limited Partnership (Same Entity)	Filipino	21,007,580 (16,021,968 Common "A" shares and 4,985,612 Common "B" shares)	76.48
Common "A" and "B"	PCD Nominee Corporation - Filipino (Security Holder)	Shares lodged in the Philippine Stock Exchange Abacus Securities Corporation (3,528,148 Common "A" shares and 2,860 Common "B" shares)	Filipino	5,995,489 (5,597,075 Common "A" shares and 398,414 Common "B" shares)	21.83 12.84

The cut-off for the above information shall be the record date, 31 March 2026.

There has been no change in the control of the Corporation since the beginning of the last fiscal year.

Security Ownership of Management

Board of Directors

Class	Name of Beneficial Owner	Amount and Nature of Beneficial Ownership	Citizenship	% of Class
Class A	Jose Emmanuel H. Jalandoni (Director, Chairman of the Board and President)	1 (direct)	Filipino	Negligible
Class A	Ma. Asuncion O. Padilla (Director)	7,119 (direct)	Filipino	0.02%
Class A	Jeffrey C. Lim	1	Filipino	Negligible

	(Director)	(direct)		
Class A	Edmundo L. Tan (Director)	1 (direct) 1,000 (through Goldstar Securities Corporation)	Filipino	Negligible
Class A	Robert S. Lao	1 (direct)	Filipino	Negligible
Class A	Renato A. Baja (Independent Director)	1 (direct)	Filipino	Negligible
Class A	Dante Dominic M. Abando (Independent Director)	1 (direct)	Filipino	Negligible
Total		8,125		0.02% (Negligible)

The cut-off for the above information shall be the record date, 31 March 2026.

The aggregate ownership of all the Directors as a group totals 8,125 shares or 0.02%, considered negligible as compared with the total amount of outstanding shares.

The voting powers of Ortigas & Company Limited Partnership (“OCLP”) reside with the duly authorized person who is designated to attend the Stockholders’ Meeting. The Company will only know who will represent OCLP at the stockholders’ meeting when the proxy of OCLP is submitted and the representative actually attends the meeting.

Voting Trust Holders of 5% or more

No portion of the outstanding capital stock, whether under Class “A” or Class “B” shares, has been the subject of a voting trust agreement or any similar agreement.

Directors and Executive Officers

The names of the incumbent and nominee directors of the Corporation, their respective ages, nationalities, terms of office and positions and offices held for the present and past five (5) years are as follows:

Jose Emmanuel H. Jalandoni

58 years old

Filipino

Bachelor’s Degree in Legal Management, Ateneo de Manila University

Master’s Degree in Business Administration, Asian Institute of Management

Chartered Financial Analyst

Positions and offices held for the present and past five (5) years:

Chairman of the Board and President, Concrete Aggregates Corporation

Current Term of Office: April 2025 to April 2026

Period Served: 25 June 2015 to the present

Chairman of the Board and President, Ortigas Land Corporation

Chairman of the Board and President, Ortigas Commercial Corporation

Chairman of the Board and President, Ortigas Property Management, Inc.

Robert S. Lao

52 years old

Filipino

Bachelor’s Degree in Industrial Engineering, University of Santo Tomas

Master’s Degree in Business Management, Asian Institute of Management

Positions and offices held for the present and past five (5) years:

Director, Concrete Aggregates Corp.

Current Term of Office: April 2025 to April 2026

Period Served: 23 May 2024 to the present

Chairman of the Board, President and CEO, Southcrest Hotel Ventures, Inc.

Chairman of the Board, President and CEO, Northgate Hotel Ventures, Inc.

Chairman of the Board and President, Ayalaland Medical Facilities Leasing, Inc.

Chairman of the Board and President, Whiteknight Holdings Inc.

Chairman of the Board and President, Bonifacio Global City Estate Association, Inc.

Chairman of the Board, Sicogon Town Hotel, Inc.

Chairman of the Board, Sicogon Island Tourism and Estate Corp.

Chairman of the Board, Bonifacio Estates Services Corporation

Chairman of the Board, Glensworth Development, Inc.

Chairman of the Board, A-Flow Land I Corp.

Director, A-Flow Properties I Corp.

Director, Aurora Properties Incorporated

Director, Ceci Realty, Inc.

Director, Vesta Property Holdings, Inc.

Director, Accendo Commercial Corp.

Director, Alveo Land Corp.

Director, Ayala Greenfield Development Corporation

Director, Ayala Property Management Corporation

Director, Cagayan De Oro Gateway Corp.

Director, Orion Land, Inc.

Director, Solinea, Inc.

Director, FLT Prime Insurance Corporation

Director, Serendra, Inc.

Director, Tutuban Properties, Inc.

Director, Ayalaland-Tagle Properties, Inc.

Director, BGWest Properties, Inc.

Director and President, ALI Eton Property Development Corp.

Director and Executive Vice President, Berkshires Holdings, Inc.

Director and Executive Vice President, Bonifacio Land Corporation

Director and Executive Vice President, Columbus Holdings, Inc.

Director and Executive Vice President, Emerging City Holdings, Inc.

Director and Executive Vice President, Fort Bonifacio Development Corp.

Director and Treasurer, Bonifacio Art Foundation, Inc.

Jeffrey C. Lim

64 years old

Filipino

Bachelor's Degree in Accountancy, University of the East – Manila

Executive Development Program, Asian Institute of Management

PRC-Licensed Certified Public Accountant

Positions and offices held for the present and past five (5) years:

Director, Concrete Aggregates Corporation

Current Term of Office: April 2025 to April 2026

Period Served: 25 June 2015 to the present

President, SM Prime Holdings, Inc.

President, SM Development Corporation (until 2 February 2020)

Director, Ortigas Land Corporation

Director, Ortigas Commercial Corporation

Edmundo L. Tan

80 years old

Filipino

Bachelor of Arts, De La Salle College – Bacolod

Bachelor of Laws, University of the Philippines

Member of the Philippine Bar

Positions and offices held for the present and past five (5) years:

Director, Concrete Aggregates Corporation

Current Term of Office: April 2025 to April 2026

Period Served: 25 June 2015 to 2 March 2016, 1 September 2019 to present

Managing Partner, Tan Acut Lopez & Pison Law Offices

Chairman of the Board and President, Premier TownCenter Holdings, Inc.

Chairman of the Board and President, PrimTown Center Holdings, Inc.

Director, APC Group, Inc.

Director, Aragorn Power and Energy Corporation

Director, PRC MAGMA Resources, Inc.

Director, Ortigas Land Corporation

Director, Sagittarius Mines, Inc.

Director, Philippine Global Communications, Inc.

Director, Ashadale Holdings, Inc.

Director and President, Indophil Resources, Philippines, Inc.

Director and President, Bebemag Resources, Inc.

Adviser to the Board, BDO Leasing and Finance, Inc.

Co-Founder and President, Philippine Dispute Resolution Center, Inc. (July 2017 to 2023)

Corporate Secretary, BDO Unibank, Inc.

Corporate Secretary, BDO Private Bank, Inc.

Ma. Asuncion O. Padilla

58 years old

Filipino

Bachelor's Degree in Management Engineering, Ateneo de Manila University

Positions and offices held for the present and past five (5) years:

Director, Concrete Aggregates Corporation

Current Term of Office: April 2025 to April 2026

Period Served: 25 June 2015 to the present

Director, Ortigas Land Corporation

Director, Ortigas Commercial Corporation

Director, Sagitro, Inc.

Director, Leafar Commercial Corporation

Director, Leafar Foundation, Inc.

Director, 3K BFusion Corporation

Director, Tri Tuazon Megadevelopment Inc.

Director, Tri C5 Megadevelopment Inc.

Director, Tri Loyola Megadevelopment Inc.

Director, Tri Bulacan Megadevelopment Inc.

Director, Tri Gastambide Megadevelopment Inc.

Director, Tri Sky Megadevelopment Corporation

Director, Tri Morato Megadevelopment Inc.

Director, Tri Sta. Rosa Megadevelopment Inc.

Director, Tri Calamba Megadevelopment Inc.

Director, Tri City Megadevelopment Corporation

Director, Tri Angeles Megadevelopment Inc.

Director, Tri Lipa Megadevelopment Inc.

Director, Tri Geronimo Megadevelopment Inc.

Director, Tri Buendia Pasay Megadevelopment Inc.

Director, Tri Alabang Zapote Megadevelopment Inc.

Director, Creative Realty Dev. Inc.

Director, Point Ad Inc.
Director, Family Eatertainment Concepts, Inc.
Director, Balibago Angeles Bar and Grill Inc.
Director, Marcos Highway Bar and Grill Inc.
Director, Philcoa Bar and Grill Inc.
Director, Tuazon Bar and Grill Inc.
Director, Dasmariñas Bar and Grille Inc.
Director, Tayo Na Sa Bocobo, Inc.
Director, Calle Industria Restaurant Inc.
Director, Antipolo Circumferential Bar and Grill Inc.
Director, Lipa Batangas Sisig Restaurant Inc.
Director, EDSA Taft Bar and Grill Inc.
Director, Padis Pub Inc.
Director, Padis Place Inc.
Director, Padis Cues Inc.
Director, Baguio Padis, Inc.
Director, Gotcha, Inc.
Director, Big Red Barn Inc.
Director, Fun Ranch Megadevelopment Inc.
Director, Jump Yard Trampoline, Inc.
Director, Padi's Point/Vicente A. Padilla Jr. Co.
Director, First San Fernando Fun Sports Inc.
Director, Barkada Entertainment Inc.
Director, Jumping Jack Sports Inc.
Director, Leaps N' Bounds Inc.
Director, First Alabang Fun Sports Inc.
Director, Lazer MAXX Games Shop Arcade Inc.
Director, Dragon Arcade Megadevelopment Inc.
Director, Chilly Festival Alabang Inc.
Director, Geronimo Lacson Dining Inc.
Director, High Up Gil Puyat Dining Corp.
Director, Buendia Gil Puyat Dining Inc.
Director, Tri South Drive Baguio Megadevelopment Inc.
Director, Tri Fairview Regalado Megadevelopment Inc.
Director, Tri Marcos Highway Megadevelopment Inc.
Director, Tri Nakar Megadevelopment Inc.
Director, Tri Rizal Tayuman Megadevelopment Inc.
Director, Launchpad Group of Companies, Inc.
Director, Kainan Alabang Zapote Inc.

Renato A. Baja

52 years old

Filipino

Bachelor's Degree in Aircraft Technology, Cebu Aeronautical Technical School

Positions and offices held for the present and past five (5) years:

Executive Director, Cement Manufacturers Association of the Philippines
President, Helix Mining and Development Corporation (2017 to June 2024)
President and General Manager, Helix Aggregates, Inc. (2016 to June 2024)
Director, Philippine Mine Safety and Environment Association (2016 to June 2024)
Member, Philippine Association of Paraglider Pilots Inc.

Dante Dominic M. Abando

61 years old

Filipino

Bachelor's Degree in Civil Engineering, University of the Philippines

Master's Degree in Business Administration, University of the Philippines
 Executive Program on Real Estate Management, Harvard University Graduate School of Business
 PRC-Licensed Civil Engineer

Positions and offices held for the present and past five (5) years:

- Consultant, Sonak Holdings Corporation
- SVP, Member – Management Committee, Group Head for Construction, Ayala Land, Inc. (November 2010 – December 2024)
- President and CEO, Makati Development Corporation (November 2010 – December 2024)
- Chairman of the Board, MDC Buildplus, Inc. (2014 – 2024)
- Chairman of the Board, MDC Equipment Solutions, Inc. (2015 – 2024)
- Chairman of the Board, MDC Concrete, Inc. (2015 – 2024)
- Chairman of the Board, MBDI Construction Corp. (2017 – 2024)
- Chairman of the Board, MDTK Corporation (2024)
- Director, Alveo Land Corporation (2006 – 2022)
- President and CEO, Alveo Land Corporation (2006 – 2010)
- Director, Avida Land Corporation (2015 – 2022)
- Director, Amaia Land Corporation (2015 – 2019)
- Director, Serendra, Inc. (2006 – 2022)
- Director, Anvaya Golf & Sports Club, Inc. (2016 – 2025)
- Director, Ayalaland Behad (2023 – 2024)
- Chairman and President, Philippine Constructors Association Inc. (2016 – 2017)
- Trustee, Philippine Constructors Association Inc. (2013 – 2015)
- Trustee, UP Alumni Association (2023 – 2025)

Board Attendance

As previously disclosed in SEC Form 17-C dated 8 January 2026, apart from Mr. Abando who became a member of the Board only after he was elected to fill the vacancy during the 24 July 2025 Special Board Meeting, all members of the Board of Directors of the Corporation have attended at least fifty percent (50%) of all regular and special meetings of the Board for the year 2025.

Name of Director	No. of Meetings Attended/Held	% Present
Mr. Jose Emmanuel H. Jalandoni	2/2	100%
Mr. Robert S. Lao	2/2	100%
Mr. Jeffrey C. Lim	2/2	100%
Ms. Ma. Asuncion O. Padilla	2/2	100%
Atty. Edmundo L. Tan	2/2	100%
Mr. Renato A. Baja	1/2	50%
Mr. Dante Dominic M. Abando	New	New

Family Relationships

None of the incumbent directors are related by consanguinity or affinity.

Nomination and Election

For purposes of the election of the members of the Board of Directors, the following persons have been nominated:

1. Mr. Jose Emmanuel H. Jalandoni
2. Mr. Robert S. Lao
3. Mr. Jeffrey C. Lim
4. Ms. Ma. Asuncion O. Padilla

5. Atty. Edmundo L. Tan

All of the incumbent directors of the Corporation are being nominated to the Board for reelection.

The Corporate Governance Committee reviewed the qualifications of the candidates and approved the final list of nominees based on the qualifications of a director as set forth in the Corporation's By-laws, Manual on Corporate Governance and in the Nomination Committee Charter. Information on the foregoing nominees is already indicated above. In compliance with the law, the Corporation shall have two (2) independent directors for election by the stockholders during the Annual Stockholders' Meeting. For purposes of the election of the two (2) independent directors, the following persons are nominated for election:

Mr. Renato A. Baja

Information on Mr. Baja is already disclosed above, as he is an incumbent Director.

Mr. Dante Dominic M. Abando

Information on Mr. Abando is likewise already disclosed above, as he is an incumbent Director.

Mr. Baja and Mr. Abando are being nominated to serve as independent directors of the Corporation by Mr. Jose C. Ibaviosa, a stockholder of the Corporation. Mr. Ibaviosa is not related, personally or professionally, to either Mr. Baja or Mr. Abando. Both Mr. Baja and Mr. Abando have always possessed the qualifications and none of the disqualifications of an independent director.

The members of the Corporation's Corporate Governance Committee for the 2025 – 2026 term are:

- a. Mr. Renato A. Baja (Chairman)
- b. Ms. Ma. Asuncion O. Padilla
- c. Mr. Jose Emmanuel H. Jalandoni
- d. Mr. Jeffrey C. Lim

Independent Directors

An independent director is a person other than an officer or employee of the corporation, its parent or subsidiaries, or any other individual having a relationship with the corporation, which would interfere with the exercise of independent judgment in carrying out the responsibilities of a director. Mr. Renato A. Baja and Mr. Dante Dominic M. Abando were elected to serve as independent directors of the Company, pursuant to Section 38 of the Securities Regulation Code, during the Annual Stockholders' Meeting of the Company held last 30 April 2025, and during the Special Board Meeting held last 24 July 2025, respectively.

Procedure for Electing Independent Directors

The Charter of the Corporate Governance Committee (formerly Nomination and Remuneration Committees) of the Corporation and Section 38 of the Securities and Regulation Code (SRC) govern the procedure for the nomination of the independent directors and will govern the actual elections as follows:

Nomination

Nomination of independent directors shall be conducted by the Corporate Governance Committee prior to a stockholders' meeting. All recommendations shall be signed by the nominating stockholders together with the acceptance and conformity by the would-be nominees.

The Corporate Governance Committee shall pre-screen the qualifications and prepare a Final List of Candidates which shall contain all the information about all the nominees for independent directors, as required, which list, shall be made available to the Commission and to all stockholders through the filing and distribution of the Information Statement or Proxy Statement, in accordance with SRC Section 17.1(b) or SRC

Section 20, respectively, or in such other reports the Corporation is required to submit to the Commission. The name of the person or group of persons who recommended the nomination of the independent director shall be identified in such report, including any relationship with the nominee.

Only nominees whose names appear in the Final List of Candidates shall be eligible for election as Independent Directors. No other nomination shall be entertained after the Final List of Candidates shall have been prepared. No further nomination shall be entertained or allowed on the floor during the actual Annual Stockholders' Meeting.

Pursuant to SEC Memorandum Circular No. 5, Series of 2017, the certifications on the qualifications of the nominee independent directors of the Corporation are submitted together with this Information Statement.

Election

Except as those required under Rule 38 of the SRC, and subject to pertinent existing laws, rules and regulations of the Commission, the conduct of the election of independent directors shall be made in accordance with the standard election procedures of the Corporation or its By-Laws and in compliance with the term limits of independent directors as required under SEC Memorandum Circular No. 4, Series of 2017.

It shall be the responsibility of the Chairman of the Meeting to inform all stockholders in attendance of the mandatory requirement of electing independent directors. He shall ensure that independent directors are elected during the Stockholders' Meeting.

Specific slots for independent directors shall not be filled by unqualified nominees. In case of failure of election for independent directors, the Chairman of the Meeting shall call a separate election during the same meeting to fill up the vacancy.

Significant Employees

Michael David I. Abundo III

(seconded by virtue of the Management Agreement between Ortigas Land Corporation (“OLC”) and CAC)

56 years old

Filipino

Bachelor of Arts, University of the Philippines

Bachelor of Laws, University of the Philippines

Strategic Business Economics Program, University of Asia and the Pacific

Member of the Philippine Bar

PRC-Licensed Real Estate Broker

Positions and offices held for the present and past five (5) years:

General Manager and Corporate Information Officer, Concrete Aggregates Corporation

Director and Corporate Secretary, Ortigas Property Management, Inc.

Director, Concrete Aggregates Corporation (until 1 April 2016)

Vice President, Corporate Secretary, Head - Corporate Resources Division, Head – Legal and Administrative Services and Strategic Business Unit Head for Estates and Horizontal Development, Ortigas Land Corporation

Vice President, Corporate Secretary, and Head – Corporate Resources Division, Ortigas Commercial Corporation

Davee M. Zuñiga

(seconded by virtue of the Management Agreement between OLC and CAC)

54 years old

Filipino

Bachelor of Science in Commerce, Major in Accounting, De La Salle University – Manila

PRC-Licensed Certified Public Accountant

PRC-Licensed Real Estate Broker

Positions and offices held for the present and past five (5) years:

Treasurer and Chief Finance Officer, Concrete Aggregates Corporation
Director, Treasurer and Chief Finance Officer, Ortigas Property Management, Inc.
Treasurer and Chief Finance Officer, Ortigas Land Corporation
Treasurer and Chief Finance Officer, Ortigas Commercial Corporation
Vice President – Internal Audit, SM Prime Holdings, Inc.
Partner – Assurance Advisory Services, Sycip Gorres Velayo & Co.

Maria Jennifer J. Almojuela

(seconded by virtue of the Management Agreement between OLC and CAC)

48 years old

Filipino

Bachelor of Science in Accountancy, Technological Institute of the Philippines

Master in Business Administration, Ateneo Graduate School of Business

PRC-Licensed Certified Public Accountant

6 Sigma Greenbelt Certified

Positions and offices held for the present and past five (5) years:

Head of Finance, Concrete Aggregates Corporation
Assistant Vice President - Controller, Ortigas Land Corporation
Financial Controller and IT Head, International SOS (Phils.) Inc.
Deputy Chief Finance Officer – Residential Business Group (RBG) Sales Finance, Ayala Land, Inc.
Deputy Chief Finance Officer, Ayala Land International Sales (ALISI)
Deputy Chief Finance Officer, Ayala Land International Marketing (ALIM San Francisco, ALIM Italy, ALIM Hongkong, ALIM Singapore, ALIM London and ALIM Dubai)
Head of Corporate Finance, Ayala Land, Inc.
Financial Planning and Analysis Manager, Abbott Laboratories Inc.
Strategy Partner – Finance, Globe Telecom, Inc.

Ronilo B. Quiat

(seconded by virtue of the Management Agreement between OLC and CAC)

58 years old

Filipino

Bachelor of Science in Information and Computer Science, Philippine Women's University

Master in Business Administration, Ateneo Graduate School of Business

PRC-Licensed Real Estate Broker

Positions and offices held for the present and past five (5) years:

Special Projects Head, Concrete Aggregates Corporation
Assistant Vice President - Information Systems and Technology, Ortigas Land Corporation

Jose Antonio V. Evangelista III

(seconded by virtue of the Management Agreement between OLC and CAC)

53 years old

Filipino

Bachelor of Science in Economics, University of the Philippines

Bachelor of Laws, University of the Philippines

Member of the Philippine Bar

PRC-Licensed Real Estate Broker

Positions and offices held for the present and past five (5) years:

Corporate Secretary, Chief Risk Officer and Corporate Information Officer, Concrete Aggregates Corporation
Assistant Vice President - Legal, Ortigas Land Corporation

Isagani Elias A. Elacio

(seconded by virtue of the Management Agreement between OLC and CAC)

52 years old

Filipino
 Bachelor of Arts in Communication, Major in Journalism, University of the Philippines
 Bachelor of Laws, University of the Philippines
 Masters of Law in International Economic Law, Kyushu University
 Member of the Philippine Bar
 PRC-Licensed Real Estate Broker
 Positions and offices held for the present and past five (5) years:
 Assistant Corporate Secretary, Compliance Officer, Corporate Information Officer and Investor Relations Officer, Concrete Aggregates Corporation
 Assistant Vice President - Head of External Affairs, Ortigas Land Corporation

Gamayca Q. Casem
(seconded by virtue of the Management Agreement between OLC and CAC)

43 years old
 Filipino
 Bachelor of Science in Accountancy, University of the East - Manila
 PRC-Licensed Certified Public Accountant
 Certified Internal Auditor
 Positions and offices held for the present and past five (5) years:
 Chief Audit Executive, Concrete Aggregates Corporation
 Internal Audit Manager, Ortigas Land Corporation
 Internal Audit Head, Viva Communications, Inc.
 Head of Internal Audit, Roxas and Company, Inc.
 Internal Audit Manager, Toyota Shaw, Inc.

Involvement in Certain Legal Proceedings

The above directors and executive officers had no involvement in any legal proceedings for the last five (5) years and up to this date. No director declined to stand for re-election to the Board of Directors since the date of the last annual meeting because of a disagreement with the Company on any matter relating to the Company's operations, policies or practices.

In the past five (5) years up to this date, no nominee for Director or executive officer has been involved in any bankruptcy petition, nor has been convicted by final judgment in a criminal proceeding, nor has been subject to a pending criminal proceeding, nor has been permanently or temporarily enjoined, barred, suspended or otherwise limited in his involvement in any type of business, securities, commodities or banking activities; nor has been found to have violated a securities or commodities law or regulation.

Compensation of Directors and Executive Officers

The directors of the registrant received a negligible amount by way of per diem allowance for each Board meeting attended. Each director receives a token sum of ₱7,500 per board meeting and ₱5,000 per diem allowance for each committee meeting attended.

The total annual per diems and allowances for 2025 was ₱0.11 million. Committee meetings are held in accordance with the specific committee's charter with additional meetings held as needed. The Company likewise adopted a Compensation Policy for Directors and Officers which was unanimously approved by its stockholders on 11 November 2008.

The following table indicate the breakdown of the gross amount of per diems and allowances received by the Company's directors for the year 2025, to wit:

Particulars	Name of Director	Gross Amount of Per Diem
13 March 2025 Corporate Governance Committee Meeting	No per diem or allowance was paid.	

13 March 2025 Audit and Risk Management Committee Meeting		
	Jose Emmanuel H. Jalandoni	Php5,000.00
	Jeffrey C. Lim	Php5,000.00
	Ma. Asuncion O. Padilla	Php5,000.00
	Rolando R. Cruz	Php5,000.00
	Total	Php20,000.00
13 March 2025 Regular Board Meeting		
	Jose Emmanuel H. Jalandoni	Php7,500.00
	Anna Ma. Margarita B. Dy	Php7,500.00
	Ma. Asuncion O. Padilla	Php7,500.00
	Jeffrey C. Lim	Php7,500.00
	Edmundo L. Tan	Php7,500.00
	Rolando R. Cruz	Php7,500.00
	Total	Php45,000.00
30 April 2025 Organizational Board Meeting	No per diem or allowance was paid.	
24 July 2025 Special Board Meeting		
	Jose Emmanuel H. Jalandoni	Php7,500.00
	Anna Ma. Margarita B. Dy	Php7,500.00
	Ma. Asuncion O. Padilla	Php7,500.00
	Jeffrey C. Lim	Php7,500.00
	Edmundo L. Tan	Php7,500.00
	Total	Php37,500.00

Committee meetings are held in accordance with the specific committee's charter with additional meetings held as needed. The Company likewise adopted a Compensation Policy for Directors and Officers which was unanimously approved by its stockholders on 11 November 2008.

Except as otherwise stated in this Information Statement, none of the incumbent directors of the Company serve in any other capacity whether as consultant or otherwise. Neither is there any contract, employment or compensatory plan between the Company and any director or named executive officer.

For the executive officers, such as the Chairman of the Board and President, General Manager and Corporate Information Officer, Corporate Secretary, Treasurer and Chief Finance Officer, as well as OLC personnel who are seconded to the Company pursuant to the Management Agreement between OLC and CAC, no compensation is given by the Company for whatever service they provide to the Company.

The following tables indicate the compensation received by the Company's key officer/s for the last three (3) fiscal years, to wit:

Summary of Compensation/Fees

Annual Compensation/Fees for year 2023

Particulars	Salary & Per Diems (Aggregate Amount)	Bonus (Aggregate Amount)	Other Annual Compensation
Key Officer (Mining Engineer)	₱878,067	₱152,352	₱83,632
Directors	₱125,000		

Annual Compensation/Fees for year 2024

Particulars	Salary (Aggregate Amount)	Bonus (Aggregate Amount)	Other Annual Compensation
-------------	------------------------------	-----------------------------	------------------------------

Key Officer (Mining Engineer)	₱945,024	₱105,502	₱49,378
Directors	₱60,000		

Annual Compensation/Fees for year 2025

Particulars	Salary & Per Diems (Aggregate Amount)	Bonus (Aggregate Amount)	Other Annual Compensation
Key Officer (Mining Engineer)	₱720,000	₱120,000	₱75,500
Directors	₱102,500		

Estimated Annual Compensation/Fees for year 2026

Particulars	Salary (Aggregate Amount)	Bonus (Aggregate Amount)	Other Annual Compensation
Key Officer (Mining Engineer)	₱720,000	₱120,000	₱75,500
Directors	₱72,500		

The Mining Engineer is a regular employee of the Company and is the only managerial employee who has received compensation from the Company for the last three years. The current Mining Engineer as of reporting date is Ms. Jasmin De Vera. For the executive officers of the Company, such as the President, Treasurer and Chief Finance Officer, General Manager, Corporate Secretary and Chief Risk Officer, Head of Finance, Assistant Corporate Secretary, Special Projects Head, and Chief Audit Executive, there is no compensation given by the Company for their services, as they are performing the said services not as regular employees of the Company but pursuant to the Management Agreement between the Company and OLC.

The following benefits apply to key officers:

Benefits	Criteria
Monthly Gasoline Allowance	₱5,000
Medical Allowance	₱7,500 annual
Health Plan	₱275,000 annual limit
Group Life Insurance	₱2,000,000 coverage
Omnibus Loan	Maximum of ₱35,000 payable in 1 year at 0% interest
Annual Clothing Allowance	₱8,000
Leaves	15 days vacation leave accruable up to 30 days; leaves in excess of 30 days are forfeited 15 days sick leave accruable up to 90 days; leaves in excess of 90 days may be encashed

Certain Relationships and Related Transactions

In the ordinary course of business, the Company enters into transactions with OCLP, its parent company, and with OLC, sole General Partner of OCLP.

The Company entered into a Management Agreement with OCLP in 2005, which provides for the general management and overall supervision of the affairs and business operations of the Company by OCLP. The Management Agreement was renewed thrice – in 2010, 2015 and 2020 – each for a period of five years under the same terms and conditions. The Management Agreement with OLC was approved unanimously by the stockholders during the Annual Stockholders' Meeting held on June 25, 2020. The current Management Agreement with OLC is effective from 1 November 2020 to 31 October 2025. The renewal of the Agreement was approved during the 13 March 2025 meeting of the Board of Directors and will be submitted for ratification by the stockholders during the 2025 annual stockholders' meeting.

Further descriptions and explanations of the above transactions are disclosed in Note 13, Related Party Transactions of the Annual Audited Consolidated Financial Statements attached to the Annual Report for 2025 (SEC Form 17-A).

There exist no dealings and transactions, actual or proposed, in which the Company and any of its directors, executive officers, nominees for election as directors, security holder and their relatives to the second civil degree by consanguinity or affinity, were parties to the last three years.

Independent Public Accountants

Isla Lipana & Co. (a member practice of PricewaterhouseCoopers global network) has been the Company's independent auditor for the years ended 31 December 2011 to 2025.

Isla Lipana & Co. is likewise the independent auditor recommended for election, approval and ratification by the stockholders for the current fiscal year.

The auditing firm of Isla Lipana & Co., or its authorized representative, is expected to be present and available to respond to appropriate questions as well as make a statement if they desire to do so during the 2026 Annual Stockholders' Meeting.

External Audit Fees

	2025	2024	2023
a. Audit and audit-related fees The aggregate fees, net of VAT, billed for professional services rendered by Isla Lipana and Co. for the audit of the Company's annual financial statements for the years ended 31 December 2024, 2023, and 2022.	₱240,800	₱240,800	₱231,530
(b) Tax Fees The aggregate fees, net of VAT, billed for professional services rendered by Isla Lipana & Co. for tax accounting, compliance, advice, planning and any other form of tax services.	-	-	-
(c) All Other Fees The aggregate fees, net of VAT, billed for products and services provided by Isla Lipana and Co. for years 2024, 2023, and 2022, other than the services reported under items (a), b and (c) above. The nature of which includes out of pocket expenses such as transportation, meals, postage, printing and documentation.	₱24,080	₱24,080	₱23,153
	2025	2024	2023
(a) Audit and audit-related fees	₱240,800	₱240,800	₱231,530

The aggregate fees, net of VAT, billed for professional services rendered by Isla Lipana and Co. for the audit of the Company's annual financial statements for the years ended 31 December 2025, 2024, and 2023.			
(b) Tax Fees The aggregate fees, net of VAT, billed for professional services rendered by Isla Lipana & Co. for tax accounting, compliance, advice, planning and any other form of tax services.	-	-	-
(c) All Other Fees The aggregate fees, net of VAT, billed for products and services provided by Isla Lipana and Co. for years 2025, 2024, and 2023, other than the services reported under items (a), b and (c) above. The nature of which includes out of pocket expenses such as transportation, meals, postage, printing and documentation.	₱24,080	₱24,080	₱23,153

There were no changes or disagreements with Isla Lipana & Co. on any matter of accounting principles or practices, financial statement disclosure, or activities scope or procedure.

Audit and Risk Management Committee's Approval Policies and Procedures

The following are the Audit and Risk Management Committee's policies and procedures with regard to the Company's external auditors (as enunciated in its Charter):

- The Audit and Risk Management Committee shall review and evaluate the effectiveness of the Company's processes for assessing significant risks or exposures and the steps management has taken to minimize such risks.
- The Audit and Risk Management Committee shall consider and review the effectiveness of or weaknesses in the Company's overall control environment, and any related significant findings and recommendations of the independent accountants, together with management's responses thereto.
- The Audit and Risk Management Committee shall review the coordination of the audit effort to assure completeness of coverage of key business controls and risk areas, reduction of redundant efforts, and the effective use of audit resources.
- The Audit and Risk Management Committee shall discuss the status and adequacy of management information systems and other information technology.
- The Audit and Risk Management Committee shall review filings with the SEC and other agencies, and other published documents containing the Company's financial statements, and consider whether the information contained in these documents is consistent with the information contained in the financial statements.
- The Audit and Risk Management Committee shall recommend to the Board of Directors the External Auditor to be nominated and approved.

The members of the Corporation's Audit and Risk Management Committee for the 2025 – 2026 term are:

- Mr. Dante Dominic M. Abando (Chairman)
- Mr. Jose Emmanuel H. Jalandoni
- Mr. Jeffrey C. Lim
- Ms. Ma. Asuncion O. Padilla

The engagement of the auditing firm of Isla Lipana & Co. for the current calendar year has been approved by the stockholders and it will be the firm's sixteenth year of service as the Company's Independent Public Accountant and Ms. Imelda Dela Vega-Mangundaya's second year as the signing partner. The Company complies with SRC Rule 68 (3)(B)(ix) on the five-year rotation requirement of signing partners of auditing firms.

Appraisal and Performance Reports for the Board and Criteria and Procedure for Assessment

The performance of the Board, and each member thereof, is discussed and considered by the Audit and Risk Management Committee during the annual discussions regarding the Board nominees for the succeeding term. The criteria used includes leadership, governance, board contribution, duties and responsibilities.

Attendance of Directors in Committee Meetings

13 March 2025 Audit and Risk Management Committee Meeting		
	Jose Emmanuel H. Jalandoni	√
	Jeffrey C. Lim	√
	Ma. Asuncion O. Padilla	√
	Rolando R. Cruz	√

13 March 2025 Corporate Governance Committee Meeting		
	Jose Emmanuel H. Jalandoni	√
	Jeffrey C. Lim	√
	Ma. Asuncion O. Padilla	√

ISSUANCE AND EXCHANGE OF SECURITIES

There are no actions relating to the issuance and exchange of any of the Company’s securities that will be presented to the stockholders during the 2026 Annual Stockholders’ Meeting.

OTHER MATTERS

Action with Respect to Reports

Other actions or matters intended to be presented for approval of the shareholders are as follows:

- a. Minutes of the Annual Stockholders’ Meeting held last 30 April 2025 covering, among others, the following matters:
 - (i) Approval of the Minutes of the previous Annual Stockholders’ Meeting held last 23 May 2024;
 - (ii) Approval of the Audited Financial Statements;
 - (iii) Ratification of all acts, resolutions and decisions of the incumbent board of directors and management;
 - (iv) Appointment of Isla Lipana & Co. as External Auditors;
 - (v) Renewal of the OLC-CAC Management Agreement; and
 - (vi) Election of Directors.
- b. Audited Financial Statements.

Other Proposed Actions

- a. Ratification of all acts, resolutions and decisions of the Board of Directors and Management during the past year.

These acts are covered by resolutions of the Board of Directors duly adopted in the normal course of trade or business, such as approval of disposition of properties, declaration of dividends, approval of projects, appointment of officers and signatories, among others.

- b. Appointment of Independent Auditors.
- c. Amendment of the Articles of Incorporation – Declassification of Shares.

Action will be required for the approval of the amendment of the Seventh Article of the Articles of Incorporation of the Corporation to remove the Class “A” and “B” classifications of the Corporation's common shares.

From	To	Reason
<p>SEVENTH: That the capital stock of the said corporation is FIVE HUNDRED MILLION PESOS (P500,000,000.00), Philippine Currency, and said capital stock is divided into FORTY MILLION (40,000,000) Class “A” shares and TEN MILLION (10,000,000) Class “B” shares with a par value of TEN PESOS (10.00), Philippine Currency), each share. (As amended April 26, 1995 by the Board of Directors and by the Stockholders) Both classes of shares shall be identical in all respects except that:</p> <p style="padding-left: 40px;">(a) Class “A” shares shall be issued and transferred only to citizens of the Philippines and to associations and partnerships whose articles of association require that one hundred percent (100%) of their capital be owned by such citizens and to corporations organized under the laws of the Philippines whose articles of incorporation require that at least sixty percent (60%) of their capital stock outstanding and entitled to vote to be owned and held by citizens of</p>	<p>SEVENTH: That the capital stock of the said corporation is FIVE HUNDRED MILLION PESOS (P500,000,000.00), Philippine Currency, and said capital stock is divided into FIFTY MILLION (50,000,000) shares with a par value of TEN PESOS (10.00), Philippine Currency, each share. (As amended on March 12, 2026 by the Board of Directors and ratified on _____ by the Stockholders.)</p>	<p>To comply with SEC Memorandum Circular No. 10, Series of 2025.</p>

<p>the Philippines and to trustees of funds for pension or other employee retirement or separations benefits provided the trustee is a Philippine National as that term is understood under the provisions of Republic Act No. 5188, and at least sixty percent (60%) of funds of which will accrue to the benefit of the Philippine Nationals.</p> <p>(b) Class "B" shares shall be issued and transferred either to citizens or non-citizens of the Philippines and to association, partnerships or corporations without regard to the citizenship of their stockholders.</p> <p>That Class "A" shares shall not be issued and no transfers of the same shall be registered in the books of the corporation if thereby the total stockholders of Philippines Nationals in the Corporation will be less than sixty percent (60%) of the total outstanding capital stock entitled to vote.</p> <p>That the foregoing conditions shall be printed on the Class "A" and Class "B" share certificates to be issued by the corporation. (As amended October 18, 1969)</p>		
---	--	--

The amendment shall result in the declassification of common shares of the Corporation. Accordingly, the Corporation shall only have 1 classification of shares – common shares.

- d. Election of the members of the Board of Directors, including the independent directors, for the ensuing year.

Requirements and Procedures for Online Registration and Electronic Voting in Absentia

During its meeting held on 12 March 2026, the Board of Directors of the Corporation resolved to set that the annual meeting be held through electronic or remote means of communication thereby allowing stockholders of record as of 31 March 2026 to vote through remote communication or participate in absentia for the 30 April 2026 annual meeting of the stockholders of the Corporation in accordance with Sections 23 and 49 of the Revised Corporation Code. Stockholders of record may, thus, register their virtual attendance and vote remotely or in absentia by visiting the web address, <https://bit.ly/StockholdersPortal>. All registration and ballot entries made shall be subject to validation procedures. A stockholder that registers online and votes remotely or in absentia shall be deemed present for purposes of quorum. The Corporate Secretary shall note such fact in the Minutes of the meeting. Stockholders as of record date, 31 March 2026, may register online and submit their votes on the matters in the Agenda by visiting <https://bit.ly/StockholdersRegistration>. The deadline for registration of virtual attendance and to vote through remote communication or in absentia is on 5:30 p.m. of 20 April 2026.

Pursuant to SEC Memorandum Circular No. 6, Series of 2020, the Corporation laid down its own internal procedures embodying the mechanism for participation in meetings and voting through remote communication or in absentia. The internal procedures are as follows:

1. A stockholder shall, through the use of an internet-connected device, visit the web address: <https://bit.ly/StockholdersRegistration>.
2. Upon reaching the said registration page, the stockholder shall use the dropdown menu and select the name of the Company that he or she intends to register his or her attendance and vote for.
3. The stockholder shall then proceed to fill all required and/or applicable fields, read the Data Privacy agreement and express his or her consent to the collection, use, storage, disclosure, transfer, sharing, and general processing of his or her personal data.
4. A scanned or digital copy of the individual stockholder or the authorized representative of a corporate stockholder's valid, government-issued Identification Card shall likewise be required to be uploaded to validate his or her registration.
5. Other supporting documents, such as but not limited to, a Special Power of Attorney, Proxy Form, or Secretary's Certificate, may also be required to be uploaded, as applicable.
6. The stockholder will then be asked to review all the details provided and click on the submit button. A stockholder's online registration shall not be considered complete if any of the mandatory or legal supporting documents are not submitted.
7. The stockholder whose registration has been verified by the Company will receive an email notification on the approval or disapproval of his or her registration within three (3) business days.
8. A stockholder whose registration has subsequently been validated and approved will receive a notification through his or her registered email address on the details of the virtual annual meeting and be provided with a link to the webpage containing the electronic ballot. Once the stockholder has finished voting on the Agenda items specified in the electronic ballot, he or she may proceed to submit his or her electronic ballot by clicking on the submit button.
9. A stockholder may no longer make any changes on the electronic ballot once it has been submitted.
10. The Office of the Corporate Secretary shall be responsible for the validation, counting and tabulation of the votes cast in absentia and in person, if any. The Corporate Secretary shall report the results of the voting during the meeting.

The Corporation has implemented the same internal procedures for the conduct of the voting and voting tabulation during its annual meetings since the year 2020.

Information on the Previous Meeting

After the formal part of the agenda during the annual meeting of the Corporation held on 30 April 2025, the Board, acting through its Chairman, gave the stockholders present an opportunity to ask questions by voluntarily unmuting their microphones or sending a chat message in the Zoom application directly to all the meeting participants or to any member of the Board of Directors. No questions were asked nor were any answers to questions submitted or discussed.

As disclosed to the Commission through a current report in SEC Form 17-C dated 30 April 2025, which was likewise submitted to the Philippine Stock Exchange and released as PSE Edge Circular Number C02934-2025, the annual meeting of the Corporation held on 30 April 2025, was attended by stockholders (in person and by proxy) representing 76.51% of the total outstanding shares of the Corporation. The list of stockholders, including the incumbent directors and key officers that were present during the said meeting are attached to this report as Annex "A". The matters discussed and unanimously approved by the stockholders present during the said meeting were as follows:

- (i) The Approval of the Minutes of the previous Annual Stockholders' Meeting held last 23 May 2024;
- (ii) Approval of the Audited Financial Statements;
- (iii) Ratification of all acts, resolutions and decisions of the incumbent board of directors and management from the date of the last Annual Stockholders' Meeting on 23 May 2024 up to the present;
- (iv) Appointment of Isla Lipana & Co. as independent auditor for the year 2025;
- (v) Election of Directors; and
- (vi) Renewal of the OLC-CAC Management Agreement.

The Minutes of the 2025 Annual Stockholders' Meeting is attached to this report as Annex "B". The Minutes of the most recent regular meeting of the stockholders of the Corporation held last 30 April 2025, include, (a) a description of the voting and vote tabulation procedures used in the previous meeting, (b) a description of the opportunity given to stockholders or members to ask questions and a record of the questions asked and answers given, (c) the matters discussed and resolutions reached, (d) a record of the voting results for each agenda item, and (e) a list of the directors or trustees, officers and stockholders or members who attended the meeting.

SIGNATURE PAGE

Pursuant to the requirements of the Securities Regulation Code, the Corporation has duly caused this report to be signed on its behalf by the undersigned hereunto duly authorized.

CONCRETE AGGREGATES CORP.

6 April 2026

By:

A handwritten signature in black ink, appearing to read 'JOSE ANTONIO V. EVANGELISTA III', written over a horizontal line.

JOSE ANTONIO V. EVANGELISTA III

Corporate Secretary

MANAGEMENT REPORT

Financial Statements

The financial information on the Company indicated below is based on information set forth in the Company's SEC Form 17-A Report for 2025.

Copies of the Company's SEC Form 17-A 2025 Report, including the consolidated Audited Financial Statements for 2025, are attached to this Information Statement for purposes of reference.

Management's Discussion and Analysis of Financial Condition and Results of Operations

The Company underwent changes in 2008, which had a significant impact on its operations and, consequently, its financial condition. The most significant of these changes was the selection and appointment of a third party as the operator of the Company's quarry in Angono, Rizal. As discussed in previous disclosures, the Board of Directors of CAC, during a regular meeting held on 18 June 2007, authorized the conduct of a bidding to select an operator of its Angono quarry for a period of fifteen (15) years. Three companies qualified to participate in the bidding of which two submitted formal bids on 16 November 2007. On 29 November 2007, the Company's Board of Directors declared that the consortium of Republic Cement Corporation and Lafarge Holdings Philippines, Inc. (the Consortium) won the bid for the right to operate the Company's Angono quarry.

The declaration that the Consortium was the winning bidder was affirmed by the Company's stockholders during a special meeting held last 18 January 2008, including the execution of all agreements necessary to implement the foregoing. After securing stockholders' approval, the Company and the Consortium entered into an Agreement on 18 January 2008, setting forth the actions to be taken by each party as well as the agreements to be executed by them in order to carry out their intentions.

Complying with its obligations under the 18 January 2008 Agreement, the Company incorporated Batong Angono Aggregates Corp. (BAAC). Thereafter, the Company and BAAC entered into an Operating Agreement on 23 January 2008, which became effective as of 1 June 2008. On 2 June 2008, the parties completed all the specified actions in the 18 January 2008 Agreement including the execution of the Asset Purchase Agreement, Trademark License Agreement and Transition Services Agreement by CAC and BAAC as well as the execution by CAC and the Consortium of a Share Purchase Agreement. With the execution of the Share Purchase Agreement, the Consortium became the owner of 100% of the outstanding capital stock of BAAC.

Pursuant to the foregoing transactions, the Company formally turned over the operation of its Angono quarry to BAAC on 1 June 2008. Under the Operating Agreement, BAAC was granted the right to operate the Angono quarry for fifteen (15) years subject to the conditions indicated in the agreement, CAC's Mineral Production Sharing Agreements (MPSAs) and its Environmental Compliance Certificate (ECC). During the latter part of 2013, BAAC changed its name to Lafarge Republic Aggregates, Inc. (LRAI). In 2015, LRAI once again changed its name to Lafarge Holcim Aggregates, Inc. (LHAI). A change of name was once again undertaken in 2022 wherein LHAI changed its name to Helix Aggregates Inc (HAI). An Addendum to the Operating Agreement was executed by and between CAC and HAI to extend the term of the Operating Agreement commencing on June 1, 2023 until March 31, 2028.

YEAR 2025 vs. 2024 PERFORMANCE

Results of Operations

The Company generated Net Income after tax of ₱48.74 million in 2025, up by 8% increase from ₱45.00 million in 2024, mainly due to higher royalties from basalt aggregates sales to HAI and lower expenses.

Revenue from royalty fees increased by 4% to ₱69.01 million in 2025 from ₱66.50 million in 2024, mainly attributed to the increase in basalt aggregates sales particularly in 4Q 2025.

Total operating expenses amounted to ₱20.50 million, which is 10% lower than last year's ₱22.65 million, mainly due to non-recurring expenses related to Angono LGU Fees paid in the prior year.

Other Income, net consists of (1) Interest income at ₱5.66 million, reflecting a 28% increase from the previous year, primarily driven by higher short-term investments in 2025; (2) Interest income on receivables from HAI at ₱0.73 million, down from ₱2.23 million in previous year.

Financial Condition

The Financial Condition remains strong with high level of liquidity to support its future development plans.

The Company's total assets grew by 2%, increasing from ₱365.10 million to ₱372.15 million, primarily driven by a boost in cash, attributed to higher royalty income and improved collections. In the first quarter of 2026, all receivables in 2025 were collected in full.

Total Liabilities increased by ₱2.88 million to ₱44.35 million, mainly due to unpaid operating expenditures along with higher tax payables.

Total Equity increased by ₱4.18 million to ₱327.81 million or 1%, mainly attributed to improved results of operations, reduced by dividends declared.

Book value per share is at ₱11.93 as of 31 December 2025, slightly higher than last year of ₱11.78.

FINANCIAL HIGHLIGHTS

Presented below are the major financial highlights of the attached audited financial statements of the Company for the years 2025, 2024, and 2023, all ending 31 December, to wit:

(In million pesos, except ratios and per share amounts)

	Year 2025	Year 2024	Year 2023
Total Current Assets	211.19	204.45	196.79
Total Current Liabilities	19.67	16.95	23.40
Net Working Capital	191.52	187.50	173.39
Total Assets	372.15	365.10	355.69
Total Stockholders' Equity	327.81	323.63	307.82
Revenue	69.01	66.50	59.36
Operating Expenses	20.50	22.65	29.01
Other Income	9.48	10.15	6.65
Income before Tax	58.00	54.00	37.00
Net Income after Tax	48.74	45.00	29.43
Other Comprehensive Income	0.44	0.25	0.46
Total Comprehensive Income	49.18	45.25	29.89

Earnings Per Share	1.77	1.64	1.07
--------------------	------	------	------

A) Key Performance Indicator

The Company has identified the following Key Performance Indicators affecting its operations:

<u>Measures</u>	<u>31 December 2025</u>	<u>31 December 2024</u>
Current Ratio	10.74:1	12.06:1
Liability/Equity Ratio	0.14:1	0.13:1
Return on Assets	13.22%	12.49%
Return on Equity	14.96%	14.25%
Net Profit Margin	70.62%	67.67%

Current Ratio = Current Assets ÷ Current Liabilities

Liability/Equity Ratio = Total Liabilities ÷ Total Stockholders' Equity

Return on Assets = Net Income ÷ Average Total Assets

Return on Equity = Net Income ÷ Average Total Stockholders' Equity

Net Profit Margin = Net Income ÷ Revenue

- i. Due to the Company's sound financial condition, and the transfer of its quarry operations to HAI, there are no foreseeable trends, events or uncertainties that may have a material impact on its long term or short-term liquidity.
- ii. There are no events that will trigger any direct or contingent financial obligation that is material to the Company, including any default or acceleration of an obligation.
- iii. There are no off-balance sheet transactions, arrangements, obligations (including contingent obligations), and other relationships of the Company with unconsolidated entities or other persons created during the reporting period.
- iv. Funding will be sourced from internally-generated cash flow and also from borrowings or available credit facilities from other local universal banks.
- v. There are no material commitments for capital expenditures other than those performed in the ordinary course of trade or business.
- vi. Currently, the production is being handled by HAI.
- vii. The causes for any material changes in the financial statements of 2025 vs. 2024 are explained in the Management Discussion and Analysis, as well as in the accompanying notes to Financial Statements.
- viii. There is no known significant element of income or loss that did not arise from the Company's continuing operations, except as disclosed above and in the attached audited financial statements.
- ix. Accounts that registered material changes of 5% or more and the causes thereof are as follows:

Accounts	2025	2024	Increase (Decrease)	Remarks
Royalties	69,014,525	66,501,462	2,513,063	Increased by 4% due to higher royalties from basalt

				aggregates sales to HAI, particularly in Q4 2025.
Operating expenses	20,498,025	22,654,055	(2,156,030)	Decreased by 10% mainly due to non-recurring Angono LGU Fees paid in PY.
Other income	9,477,801	10,155,050	(677,249)	Decreased by 7%, primarily due to lower interest income from HAI on outstanding receivables, partially offset by higher interest rates on time deposits.
Cash and cash equivalents	183,978,593	168,337,446	15,641,147	Up by 9% mainly due to higher collection of royalties from HAI.
Receivables, net	20,548,095	29,494,600	(8,946,505)	Decreased by 30%, primarily due to the improved collection of royalty fee from HAI.
Trade and other payables	10,566,862	8,184,818	2,382,044	Increased by 29% due to higher accruals along with higher tax payables.
Income tax payable	1,519,317	1,337,900	181,417	Increased by 14%, primarily driven by higher revenue earned during the year.
Retirement liability	889,820	732,002	157,818	Increased by 22%, mainly due to additional accrual of retirement obligation.
Fair value reserve on FVOCI financial assets	2,358,822	1,919,440	439,382	Increased by 23%, primarily due to additional unrealized gain from the valuation of financial assets in 2025.
Retained earnings	49,713,234	45,976,316	3,736,918	Increased by 8% due to improved results of operations in 2025.

YEAR 2024 vs. 2023 PERFORMANCE

Results of Operations

The Company generated Net Income after tax of ₱45.00 million in 2024, a 53% increase from ₱29.43 million in 2023, mainly due to higher royalty rates upon the extension of the Operating Agreement with HAI, coupled with the absence of costs related to land feasibility studies.

Revenue from royalty fees increased by 12% to ₱66.50 million in 2024 from ₱59.36 million in 2023, mainly attributed to the royalty rate hike from 2.5% to 4% based on gross sales of the aggregates sold which was effective beginning June 1, 2023.

Total operating expenses amounted to ₱22.65 million, which is 22% lower than last year's ₱29.01 million, due to absence of the expenses related to land feasibility studies.

Other Income, net consists of (1) Interest income reached ₱4.44 million, reflecting a 35% increase from the previous year, primarily driven by higher short term investments in 2024; (2) Interest income from receivables amounting to ₱2.96 million earned from HAI's delay in royalty payment, which is an increase by ₱2.25 million from previous year; and, (3) Rent income from lease of land and office unit which increased by 5% from ₱2.65 million to ₱2.77 million in 2024, due to the annual escalation of rent.

Financial Condition

The Financial Condition remains strong with high level of liquidity to support its future development plans.

The Company's total assets grew by 3%, increasing from ₱355.69 million to ₱365.10 million, primarily driven by a boost in cash, attributed to higher royalty and improved royalty collections. In the first quarter of 2025, all receivables were collected in full.

Total Liabilities decreased by ₱6.40 million to ₱41.47 million mainly due to lower unpaid operating and capital expenditures along with lower tax payables.

Total Equity increased by ₱15.81 million to ₱323.63 million or 5% higher mainly attributed to improved results of operations, partially reduced by dividend declaration.

Book value per share is at ₱11.78 as of 31 December 2024, slightly higher than last year of ₱11.21.

FINANCIAL HIGHLIGHTS

Presented below are the major financial highlights of the attached audited financial statements of the Company for the years 2024, 2023, and 2022, all ending 31 December, to wit:

(In million pesos, except ratios and per share amounts)

	Year 2024	Year 2023	Year 2022
Total Current Assets	204.45	196.79	189.42
Total Current Liabilities	16.95	23.40	16.78
Net Working Capital	187.50	173.39	172.64
Total Assets	365.10	355.69	341.63
Total Stockholders' Equity	323.63	307.82	301.08
Revenue	66.50	59.36	40.57
Operating Expenses	22.65	29.01	17.06
Other Income	10.15	6.65	4.49
Income before Tax	54.00	37.00	28.00
Net Income after Tax	45.00	29.43	23.15
Other Comprehensive Income	0.25	0.46	0.16
Total Comprehensive Income	45.25	29.89	23.32
Earnings Per Share	1.64	1.07	0.84

A) Key Performance Indicator

The Company has identified the following Key Performance Indicators affecting its operations:

Measures	31 December 2024	31 December 2023
Current Ratio	12.06:1	8.41:1
Liability/Equity Ratio	0.13:1	0.16:1
Return on Assets	12.49%	8.27%
Return on Equity	14.25%	9.56%
Net Profit Margin	67.67%	49.58%

Current Ratio = Current Assets ÷ Current Liabilities

Liability/Equity Ratio = Total Liabilities ÷ Total Stockholders' Equity

Return on Assets = Net Income ÷ Total Assets

Return on Equity = Net Income ÷ Total Stockholders' Equity

Net Profit Margin = Net Income ÷ Revenue

- i. Due to the Company's sound financial condition, and the transfer of its quarry operations to HAI, there are no foreseeable trends, events or uncertainties that may have a material impact on its long term or short-term liquidity.
- ii. There are no events that will trigger any direct or contingent financial obligation that is material to the Company, including any default or acceleration of an obligation.
- iii. There are no off-balance sheet transactions, arrangements, obligations (including contingent obligations), and other relationships of the Company with unconsolidated entities or other persons created during the reporting period.
- iv. Funding will be sourced from internally-generated cash flow and also from borrowings or available credit facilities from other local universal banks.
- v. There are no material commitments for capital expenditures other than those performed in the ordinary course of trade or business.
- vi. Currently, the production is being handled by HAI.
- vii. The causes for any material changes in the financial statements of 2024 vs. 2023 are explained in the Management Discussion and Analysis, as well as in the accompanying notes to Financial Statements.
- viii. There is no known significant element of income or loss that did not arise from the Company's continuing operations, except as disclosed above and in the attached audited financial statements.
- ix. Accounts that registered material changes of 5% or more and the causes thereof are as follows:

Accounts	2024	2023	Increase (Decrease)	Remarks
Royalties	66,501,462	59,361,885	7,139,577	Increased by 12% due to higher royalty rate starting June 1, 2023.
Operating expenses	22,654,055	29,013,765	(6,359,710)	Down by 22% mainly due to research related costs on properties in prior year.
Other income	10,155,050	6,652,688	3,502,362	Higher by 53% brought about by the increase in interest rates on time deposits as well as interest earned from HAI on outstanding receivables.
Income tax expense	9,000,391	7,569,666	1,430,725	Increased by 19% due to improved results of operations.
Cash and cash equivalents	168,337,446	160,270,976	8,066,470	Rose by 5% mainly due to higher collections of royalties from HAI.
Prepaid expenses	6,620,781	5,912,506	708,275	Up by 12% due to a higher prepaid real property taxes in 2024.
Trade and other payables	8,184,818	14,014,541	(5,829,723)	Decreased by 42% due to lower unpaid operating and capital

				expenditures along with lower tax payables.
Income tax payable	1,337,900	2,179,485	(841,585)	Lower by 39% due to a royalty revenue rate catch up in 4Q 2023 vs in 2024 with spread payments during Q1 to Q3 2024.
Fair value reserve on AFS	1,919,440	1,671,350	248,090	Higher by 15% due to increased unrealized gain from valuation of financial assets in 2024.
Retained earnings	45,976,316	30,418,283	15,558,033	Increased by 51% due to improved results of operations in 2024.

Review of Year 2023 vs. FY 2022 Performance

Results of Operations

The Company generated Net Income after tax of ₱29.43 million in 2023, a 27% increase from ₱23.15 million in 2022, mainly due to higher royalty rates upon the extension of the Operating Agreement with HAI, partially offset by the research and studies related costs for the Angono property and land reclassification of Sto. Tomas, Batangas lots with the local government unit.

Revenue from royalty fees increased by 46% to ₱59.36 million in 2023 from ₱40.58 million in 2022, mainly attributed to the royalty rate hike from 2.5% to 4% based on gross sales of the aggregates sold which was effective beginning June 1, 2023.

Total operating expenses amounted to ₱29.01 million, which is 70% higher than last year's ₱17.06 million, driven by the expenses incurred on Angono land study and Sto. Tomas land reclassification.

Other Income, net consists of (1) Interest income amounting to ₱3.30 million, is up by 100% compared to prior year, mainly due to higher interest rates in 2023; (2) Interest income from receivables amounting to ₱0.71 million earned from HAI's delay in royalty payment; and, (3) Rent income from lease of land and office unit which increased by 4% from ₱2.55 million to ₱2.65 million in 2023, due to the annual escalation of rent.

Financial Condition

The Financial Condition remains strong with high level of liquidity to support its future development plans.

The Company's total assets rose by 4% to ₱355.69 million from ₱341.63 million, mainly due to the increase in receivables from HAI brought by the higher royalty rate. In the first quarter of 2024, a portion of the receivables was subsequently collected.

Total Liabilities increased by ₱7.32 million to ₱47.87 million mainly due to accruals of operating and capital expenditures, higher deferred output VAT from outstanding receivables, and additional unclaimed dividends.

Total Equity increased by ₱6.74 million to ₱307.82 million or 2% higher mainly attributed to improved results of operations, partially reduced by dividend declaration.

Book value per share is at ₱11.21 as of 31 December 2023, slightly higher than last year of ₱10.96.

A) Key Performance Indicator

The Company has identified the following Key Performance Indicators affecting its operations:

<u>Measures</u>	<u>31 December 2023</u>	<u>31 December 2022</u>
Current Ratio	8.41:1	11.29:1
Liability/Equity Ratio	0.16:1	0.13:1
Return on Assets	8.27%	6.78%
Return on Equity	9.56%	7.69%
Net Profit Margin	49.58%	57.06%

Current Ratio = Current Assets ÷ Current Liabilities

Liability/Equity Ratio = Total Liabilities ÷ Total Stockholders' Equity

Return on Assets = Net Income ÷ Total Assets

Return on Equity = Net Income ÷ Total Stockholders' Equity

Net Profit Margin = Net Income ÷ Revenue

- i. Due to the Company's sound financial condition, and the transfer of its quarry operations to HAI, there are no foreseeable trends, events or uncertainties that may have a material impact on its long term or short-term liquidity.
- ii. There are no events that will trigger any direct or contingent financial obligation that is material to the Company, including any default or acceleration of an obligation.
- iii. There are no off-balance sheet transactions, arrangements, obligations (including contingent obligations), and other relationships of the Company with unconsolidated entities or other persons created during the reporting period.
- iv. Funding will be sourced from internally-generated cash flow and also from borrowings or available credit facilities from other local universal banks.
- v. There are no material commitments for capital expenditures other than those performed in the ordinary course of trade or business.
- vi. Currently, the production is being handled by HAI.
- vii. The causes for any material changes in the financial statements of 2023 vs. 2022 are explained in the Management Discussion and Analysis, as well as in the accompanying notes to Financial Statements.
- viii. There is no known significant element of income or loss that did not arise from the Company's continuing operations, except as disclosed above and in the attached audited financial statements.
- ix. Accounts that registered material changes of 5% or more and the causes thereof are as follows:

Accounts	2023	2022	Increase (Decrease)	Remarks
Royalties	59,361,885	40,575,195	18,786,690	Increased by 46% due to increase in royalty rate starting June 1, 2023.
Operating expenses	29,013,765	17,061,656	11,952,109	Up by 70% mainly due to research related costs on properties.

Accounts	2023	2022	Increase (Decrease)	Remarks
Other income	6,652,688	4,486,149	2,166,539	Higher by 48% brought about by the increase in interest rates on time deposits as well as interest earned from HAI on outstanding receivables.
Income tax expense	7,569,666	4,847,981	2,721,685	Increased by 56% due to improved results of operations.
Receivables, net	30,605,387	17,182,545	13,422,842	Higher by 78% mainly due to receivables from HAI with higher applicable royalty rate of 4%. The receivables were partially collected in Q1 of 2024.
Investment properties, net	63,789,291	57,382,692	6,406,599	Up by 11% due to Angono property capitalized expenditures.
Trade and other payables	14,708,042	8,969,797	5,738,245	Increased by 64% due to accrual of operating & capital expenditures and deferred output VAT on receivables.
Income tax payable	2,179,485	861,541	1,317,944	Up by 153% attributable to favorable results of operations on the back of higher royalty revenue.
Fair value reserve on AFS	1,671,350	1,206,799	464,551	Higher by 38% due to increased unrealized gain from valuation of financial assets in 2023.
Retained earnings	30,418,283	24,141,358	6,276,925	Increased by 26% due to improved results of operations in 2023.

Business of Issuer

Principal Products

Prior to the effectivity of the Operating Agreement on 1 June 2008, the Company directly operated its aggregates plants – the source of the Company’s quality aggregates – which are nestled at the foot of the mountains in the outskirts of Barangays San Isidro and San Roque, Angono, Rizal. Optimum workability was guaranteed because only well-graded aggregates, specifically, crushed and processed basalt rocks, are passed on to customers. The centralized in-pit crushing facilities were capable of feeding crushed materials to four plants and the combined output of these plants reached approximately 7,700 cubic meters per day. Rigid quality control played a hand in every aspect of the Angono operations. Aggregates were carefully screened to secure the desired specifications, and thoroughly washed to remove any traces of organic impurities, which can affect and reduce the strength of concrete. Available aggregates sizes were base course, ballasts (G2-G5), boulders, 3/4, 3/8, G-1, S-1, and S-3, which met the standards set by the Department of Public Works and Highways (DPWH) and the American Society for Testings and Materials (ASTM). CAC followed the guidelines set by the government to help ensure adequate supply of aggregates, while maintaining the best balance between social, environmental and economic considerations.

Upon assumption by HAI as CAC’s quarry operator, CAC’s income from the quarry operations consists of the royalty payments made by HAI at the rate agreed upon by the parties.

The Company's name and logo and its trademarks Blue Sand, Blue Sand and Device, Blue Sand Vibro and Device, Blue Rock, and Blue Rock and Device, have been applied and/or registered with the Intellectual Property Office.

Market Information

The Philippine Stock Exchange (PSE) is the principal market where CAC's common equity is traded. Par value of both Class "A" and Class "B" shares is at ₱10.00 each.

For the years 2023, 2024 and 2025, the following are the quarterly high and low sales prices for CAC Class A shares:

	2023			2024			2025			2026		
	High	Low	Close	High	Low	Close	High	Low	Close	High	Low	Close
Q1	38.90	30.00	31.00	59.45	40.00	40.10	54.40	41.05	47.20	Not yet available		
Q2	38.00	29.05	33.00	45.05	42.00	45.00	47.20	37.40	47.20			
Q3	44.65	35.00	44.00	45.00	40.00	40.00	65.00	36.05	53.95			
Q4	44.55	39.15	40.00	45.00	40.10	40.10	53.90	43.10	48.30			

As per information disclosed on the website of the PSE available at the time of this report, the last recorded closing price of CAC Class "A" shares is ₱57.00 per share as of 13 March 2026.

CAC Class B shares were first traded on 21 November 2016. The following are the quarterly high and low sales prices for CAC Class A shares for the years 2023, 2024 and 2025:

	2023			2024			2025			2026		
	High	Low	Close	High	Low	Close	High	Low	Close	High	Low	Close
Q1	45.00	32.25	32.25	54.65	40.05	42.15	49.40	43.00	43.00	Not yet available		
Q2	42.80	27.65	42.80	66.75	42.10	46.75	43.00	42.95	42.95			
Q3	54.00	33.00	33.05	53.85	42.50	47.75	58.00	43.05	54.00			
Q4	67.90	36.50	67.45	47.90	42.70	43.05	53.95	41.15	52.90			

The last recorded closing price of CAC Class B shares is ₱64.80 per share as of 13 March 2026.

Recent Sales of Unregistered Securities

For the last five (5) years, no sale of unregistered securities has been conducted by the Company.

Holders of Securities

There is no matter relating to an acquisition, business combination, or some other form of reorganization involving the Corporation that shall be taken up during the 2026 Annual Stockholders' Meeting.

There were 532 stockholders of record holding CAC Class A Shares and 16 stockholders of record holding CAC Class B Shares as of 31 December 2025. The top 20 stockholders of the Company as of 31 December 2025 (as attested by the Company's stock transfer agent) are as follows:

Stockholder	Number of Shares	%
-------------	------------------	---

		Class A	Class B	Total	
1	Ortigas & Company, Limited Partnership	16,021,968	4,985,612	21,007,580	76.48
2	PCD Nominee Corporation - Filipino	5,597,075	398,414	5,995,489	21.83
3	The Roman Catholic Archbishop of Manila	78,486			0.29
4	Laurel, Celia D.	27,767		27,767	0.10
5	Li Seng Giap & Sons, Inc.	19,004		19,004	0.07
6	The Roman Catholic Archbishop of Manila – Real Casa de Misericordia	13,067		13,067	0.05
7	Ortigas, Ignacio Ricardo Y Ortigas	12,632		12,632	0.05
8	Ortigas, Maria Del Rosario	12,420		12,420	0.05
9	Sevilla, Azucena C.	12,109		12,109	0.04
10	Buenviaje, Felix	11,826		11,826	0.04
11	The Roman Catholic Archbishop of Manila – Hospicio de San Juan de Dios	8,317		8,317	0.03
12	Maramba, Daniel K.	7,543		7,543	0.03
13	Macaraeg, Marietta C.	7,480		7,480	0.03
14	Rodriguez, Ramon E.	7,192		7,192	0.03
15	Ortigas, Rafael B.	7,148		7,148	0.03
16	Ortigas, Maria Teresa B.	7,118		7,118	0.03
17	Buenviaje, Reynaldo C.	6,970		6,970	0.03
18	Buenviaje, Juan C. Jr.	6,968		6,968	0.03
19	Buenviaje, Catalino C.	6,968		6,968	0.03
20	Buenviaje, Gilbert C.	6,968		6,968	0.03
	Others	198,745	4,652	203,397	0.74
	Total	22,077,771	5,388,678	27,466,449	100.00

Common Class A shares are issued only to citizens of the Philippines and to associations, partnerships or corporations with at least 60% of the outstanding stocks held by citizens of the Philippines, while Common Class B shares may be issued to either Filipino or non-Filipino citizens or associations, partnerships or corporations without regard to the citizenship of their stockholders.

A total of 3,505 Common Class B shares are held by foreigners, amounting to approximately 0.07% of the total outstanding Common Class B shares, and approximately 0.014% of the total outstanding capital stock of the Company.

Dividends

On 23 March 2024, the Company declared a total cash dividend of ₱29,444,033 equivalent to ₱1.072 per share to stockholders of record as of 10 April 2024 and authorized its distribution on 2 May 2024. On 13 March 2025, the Company declared a total cash dividend of ₱45,003,777 out of the 2024 unrestricted retained earnings for stockholders of record as of 11 April 2025. The payment was set on 25 April 2025. Thereafter, on 12 March 2026, the Company declared a total cash dividend of ₱48,741,960 out of the 2025

unrestricted retained earnings for stockholders of record as of 10 April 2026. The payment date was set on 27 April 2026.

Corporate Governance

Evaluation System in terms of Compliance with Registrant's Manual on Corporate Governance

On 25 March 2010, the Board of Directors approved revisions made to the Company's Manual on Corporate Governance pursuant to SEC Memorandum Circular No. 6, Series of 2009, on the Revised Code of Corporate Governance. The Company further amended its Revised Manual on Corporate Governance to incorporate additional provisions recommended by the SEC and submitted the same to the SEC on 31 March 2011. In compliance with SEC Memorandum Circular No. 9, Series of 2014, the Company again further amended its Revised Code of Corporate Governance last 10 December 2014, which was submitted to the SEC and PSE on the same date. The Company likewise submitted a new Manual on Corporate Governance to the Commission last 26 May 2017 in compliance with SEC Memorandum Circular No. 20, Series of 2016.

Measures for full compliance with the adopted leading practices on good corporate governance

In addition to its submission of the SEC mandated Corporate Governance Scorecard and pursuant to the Memo for Brokers dated 5 November 2007 issued by the Philippine Stock Exchange, the Company's website allows access to the Company's disclosures with the SEC and the PSE. The Company likewise complied with all the mandatory submissions relating to corporate governance specified under relevant SEC regulations, which includes the filing of the Company's Integrated Annual Corporate Governance Report (I-ACGR) for the year 2024 last 30 May 2025 and the submission of the advisement letter on the attendance of the members of the Board of Directors in the 2025 regular board meetings. Finally, the Company continues to monitor its compliance with its obligations under its Revised Manual on Corporate Governance.

Board Committees have been established to perform their respective roles as envisioned by the Company's Revised Manual on Corporate Governance. The Company continues to espouse adherence to the principles of good corporate governance and the best practices, first among the members of the Board of Directors, and cascaded down to the employees.

As previously mentioned, the Company submitted a new Manual on Corporate Governance to the Commission on 26 May 2017 in compliance with SEC Memorandum Circular No. 20, Series of 2016. Thereafter, the Company made the necessary changes with respect to its Board Committees as well as reviewed and adopted such policies pursuant to its new Manual on Corporate Governance. Such policies and changes are likewise reflected in the Company's website.

Deviations

In 2025, no material deviation occurred from the Company's Revised Manual on Corporate Governance.

Improvement of Corporate Governance

The Company's directors are encouraged to attend more seminars and trainings relating to good corporate governance. The Company likewise complies with SEC Memorandum Circular No. 20 Series of 2013, which requires company directors to attend, at least once a year, a program on corporate governance conducted by SEC accredited training providers. All the incumbent directors and key corporate officers of the Company attended at least one of these accredited corporate governance trainings and continuing education seminars, which were disclosed to the Commission in separate current reports (SEC Form 17-C) throughout the year. The certificates of attendance of directors and key officers of the Company in a training and continuing education program were also filed with the PSE and released under Circular

Numbers CR01356-2025, CR01357-2025, CR01445-2025, CR01546-2025, CR04373-2025 and CR01708-2026. The Company also intends to continue monitoring the performance of key officers and employees.

For reference, below is a summary in tabular form containing the details on the training and/or continuing education attended by the directors and key officers of the Company:

Name of Director/ Corporate officer	Training Provider	Title
Jose Emmanuel H. Jalandoni	ROAM, Inc.	Corporate Governance
Jeffrey C. Lim	China Banking Corporation	Advanced Corporate Governance Training
Roberto S. Lao	ICD	2025 Ayala Integrated Corporate Governance, Risk Management, and Sustainability Summit
Ma. Asuncion O. Padilla	ICD	Beyond the Algorithm: Exploring the Cybersecurity and AI Revolution
Edmundo L. Tan	GGAPP	9 th Annual Forum on Governance, Ethics and Compliance
Renato A. Baja	ICD CGBP	Corporate Governance Orientation Program Revised Corporation Code of the Philippines
Davee M. Zuñiga	ICD	2025 Corporate Governance Seminar
Michael David I. Abundo III	ROAM, Inc.	Corporate Governance
Jose Antonio V. Evangelista III	ROAM, Inc.	Corporate Governance
Isagani Elias A. Elacio	ROAM, Inc.	Corporate Governance
Ma. Jennifer J. Almojuela	CGBP	New Year SEC Updates and Compliance
Ronilo B. Quiat	ROAM, Inc.	Corporate Governance
Gamayca Q. Casem	ROAM, Inc.	Corporate Governance

UNDERTAKING

THE CORPORATION UNDERTAKES TO PROVIDE, WITHOUT CHARGE, A COPY OF THE CORPORATION'S ANNUAL REPORT ON SEC FORM 17-A, UPON WRITTEN REQUEST OF A STOCKHOLDER, ADDRESSED TO THE FOLLOWING:



JOSE ANTONIO V. EVANGELISTA III

Corporate Secretary

CONCRETE AGGREGATES CORP.

7th Floor, West Wing, Estancia Offices, Capitol Commons, Meralco Avenue, Pasig City

Annex "A"

CONCRETE AGGREGATES CORP. 30 APRIL 2025 ASM ATTENDANCE						
NAME OF STOCKHOLDER	TOTAL NUMBER OF SHARES	STOCKHOLDER ATTENDED IN PERSON OR BY PROXY	NUMBER OF SHARES REPRESENTED	CLASS OF SHARES	TYPE OF SHARES	CLASSIFICATION
ORTIGAS & CO. LTD. PARTNERSHIP	16,021,968	BY PROXY	16021968	Common A	Certificated	Corporation
ABUNDO III, MICHAEL DAVID I.	1	IN PERSON	1	Common A	Certificated	Individual
BACANI, MA. RENIELDA C.	1	IN PERSON	1	Common A	Certificated	Individual
BAJA, RENATO A.	1	IN PERSON	1	Common A	Certificated	Individual
CRUZ, ROLANDO R.	1	IN PERSON	1	Common A	Certificated	Individual
IBAVIOSA, JOSE C.	3,818	BY PROXY	1	Common A	Certificated	Individual
JALANDONI, JOSE EMMANUEL H.	1	IN PERSON	1	Common A	Certificated	Individual
LAO, ROBERT S.	1	IN PERSON	1	Common A	Certificated	Individual
LIM, JEFFREY C.	1	IN PERSON	1	Common A	Certificated	Individual
ORTIGAS, MA. ASUNCION	14	IN PERSON	14	Common A	Certificated	Individual
PADILLA, MA. ASUNCION O.	6,516	IN PERSON	6516	Common A	Certificated	Individual
PADILLA, MA. ASUNCION ORTIGAS	589	IN PERSON	589	Common A	Certificated	Individual
TAN, EDMUNDO L.	1	IN PERSON	1	Common A	Certificated	Individual
ZUÑIGA, DAVEE M.	1	IN PERSON	1	Common A	Certificated	Individual
ORTIGAS & CO., LTD. PARTNERSHIP	4,985,612	BY PROXY	4985612	Common B	Certificated	Corporation
TOTAL	21,018,526		21,014,709			
<i>TOTAL SHARES REPRESENTED IN PERSON</i>			7,128			
<i>TOTAL SHARES REPRESENTED BY PROXY</i>			21,007,581			
TOTAL SHARES REPRESENTED IN PERSON OR BY PROXY			21,014,709			
PERCENTAGE OF OUTSTANDING SHARES REPRESENTED			76.5105%			

**MINUTES OF THE ANNUAL STOCKHOLDERS' MEETING
OF CONCRETE AGGREGATES CORPORATION HELD
ON 30 APRIL 2025 AT 10:00 A.M. THROUGH THE
ZOOM APPLICATION**

I. CALL TO ORDER AND PROOF OF NOTICE OF MEETING AND SERVICE

The Chairman, Mr. Jose Emmanuel H. Jalandoni, formally called the meeting to order. The Corporate Secretary, Atty. Jose Antonio V. Evangelista III, reported that the Notice and Agenda for the meeting were [i] published in two newspapers of general circulation on 2 and 3 April 2025, [ii] posted on the CAC website, and [iii] uploaded as a Company report on the Philippine Stock Exchange (PSE) EDGE system, in order to notify all the stockholders of Concrete Aggregates Corporation (the "Corporation") as of record date of 28 March 2025.

II. PROOF OF PRESENCE OF QUORUM

The Corporate Secretary confirmed and announced the existence of a quorum with the presence of stockholders, either in person or by proxy, owning and representing the number of shares indicated below:

Computation:

Shares outstanding	=	27,466,449 shares
Present:		
in person	=	7,128
by proxy	=	21,007,581

Total	=	21,014,709 (comprising 76.51% of the outstanding capital stock)

The following directors and key officers were in attendance:

1. Mr. Jose Emmanuel H. Jalandoni
2. Mr. Jeffrey C. Lim
3. Ms. Ma. Asuncion O. Padilla
4. Mr. Robert S. Lao
5. Atty. Edmundo L. Tan
6. Mr. Rolando R. Cruz
7. Mr. Renato A. Baja
8. Mr. Davee M. Zuñiga
9. Atty. Michael David I. Abundo III

III. APPROVAL OF THE MINUTES OF THE PREVIOUS ANNUAL STOCKHOLDERS' MEETING HELD LAST 23 MAY 2024

On motion duly made, seconded and carried, the reading of the Minutes of the Annual Stockholders' Meeting held on 23 May 2025 was dispensed with, and the Minutes were duly approved and adopted without any correction, revision or amendment.

IV. ANNUAL REPORT OF THE PRESIDENT

The Corporation's President, Mr. Jalandoni, delivered a summary of the Annual Report of the Corporation. Copies of the Annual Report, as attached to the Definitive Information Statement, were made available to the stockholders beforehand.

V. APPROVAL OF THE AUDITED FINANCIAL STATEMENTS

On motion duly made, seconded and carried, the Corporation's Audited Financial Statements for 2024, as audited by Isla Lipana & Co. (which were previously made available to all the stockholders and which form part of the Annual Report for the year 2024) was approved and adopted by the stockholders.

VI. RATIFICATION OF ALL ACTS, RESOLUTIONS AND DECISIONS OF THE INCUMBENT BOARD OF DIRECTORS AND MANAGEMENT

On motion duly made, seconded and carried, and without any objection, all the acts of, and all the resolutions adopted by, the Board of Directors and Management beginning 23 May 2024 up to the present were approved, ratified and confirmed by all the stockholders present.

VII. APPOINTMENT OF INDEPENDENT AUDITORS

On motion duly made, seconded and carried, the auditing firm of Isla Lipana & Co. was designated as the independent auditor of the Corporation for the 2025 fiscal year.

VIII. NOMINATION AND ELECTION OF DIRECTORS

The stockholders proceeded with the election of the directors of the Corporation for the 2025-2026 term. The nominees for director, who are to serve for a term of one (1) year or until their successors shall have been duly elected and qualified, were evaluated by the Nomination Committee, which then prepared the final list of nominees, to wit:

1. Mr. Jose Emmanuel H. Jalandoni
2. Mr. Robert S. Lao
3. Mr. Jeffrey C. Lim
4. Ms. Ma. Asuncion O. Padilla
5. Atty. Edmundo L. Tan

6. Mr. Rolando R. Cruz (Lead Independent Director)
7. Mr. Renato A. Baja (Independent Director)

There being no other nominees for the position of director, and upon motion duly made, seconded and carried, the use of ballots was dispensed with and the Chairman directed the Corporate Secretary to make it of record that all votes of the stockholders and proxies present were cast and distributed equally among the seven (7) nominees, who were then declared elected as members of the Board of Directors for the 2025-2026 term, and to serve as such until their successors shall have been elected and qualified.

IX. RENEWAL OF THE OLC-CAC MANAGEMENT AGREEMENT

On motion duly made, seconded and carried, without any objection, the renewal of the Management Agreement with Ortigas Land Corporation was approved, ratified and confirmed by all the stockholders present.

X. OTHER MATTERS

Mr. Jalandoni opened the floor for any questions from the stockholders.

There being no other matters to discuss, on motion duly made and seconded, the meeting was adjourned.



CONCRETE AGGREGATES CORPORATION

30 April 2025

THE PHILIPPINE STOCK EXCHANGE, INC.

9th Floor, PSE Tower
28th Street corner 5th Avenue
Bonifacio Global City, Taguig

Attention: **Atty. Johanne Daniel M. Negre**
Officer-in-Charge, Disclosure Department

Gentlemen:

In compliance with the Disclosure Rules of the Philippine Stock Exchange, we are submitting a copy of the Current Report (SEC Form 17-C) containing the highlights of the [a] Annual Stockholders' Meeting of Concrete Aggregates Corp. (the "Corporation") held earlier today through <https://bit.ly/30April2025CACASM> and [b] Organizational Meeting of the Board of Directors of the Corporation held thereafter.

Thank you and best regards.

Very truly yours,

Jose Antonio V. Evangelista III
Corporate Information Officer

PSE Security Code _____
SEC Number 36140
File Number _____

Concrete Aggregates Corp.

(Company's Full Name)

7th Floor, West Wing, Estancia Offices, Capitol Commons, Meralco Avenue, Pasig City

(Company's Address)

8631-1231
fax no.: 8631-6517

(Company's Telephone Number)

December 31

(Fiscal Year Ending)
(Month & Day)

SEC Form 17-C
(Highlights of the Annual Meeting of the Stockholders and the
Organizational Meeting of the Board of Directors of Concrete
Aggregates Corp. on 30 April 2025)

(FORM TYPE)

(Amendment Designation if Applicable)

Period Ended Date

Permit to Offer Securities for Sale

(Secondary License Type, if any)

SECURITIES AND EXCHANGE COMMISSION

SEC 17-C

**CURRENT REPORT UNDER SECTION 17
OF THE SECURITIES REGULATION CODE
AND SRC RULE 17.1 THEREUNDER**

1. 30 April 2025

.....
Date of Report (Date of earliest event reported)

2. SEC Identification Number: 36140

3. BIR Tax Identification No. 000-201-881-V

4. Concrete Aggregates Corp.

.....
Exact name of issuer as specified in its charter

5. Philippines

.....
Province, country or other jurisdiction of
incorporation

Industry Classification Code:

(SEC Use Only)

6. 7th Floor West Wing, Estancia Offices, Capitol Commons, Meralco Avenue, Pasig City 1605

.....
Address of principal office

.....
Postal Code

7. (02) 8631-12-31

.....
Issuer's telephone number, including area code

8. Not Applicable

.....
Former name or former address, if changed since last report

9. Securities registered pursuant to Sections 8 and 12 of the SRC or Sections 4 and 8 of the RSA

Title of Each Class

Number of Shares of Common Stock
Outstanding and Amount of Debt Outstanding

Common Class

27,466,449

10. Indicate the item numbers reported herein:

Item 9

HIGHLIGHTS OF THE 2025 ANNUAL STOCKHOLDERS' MEETING AND THE ORGANIZATIONAL MEETING OF CONCRETE AGGREGATES CORPORATION

A. 2025 ANNUAL STOCKHOLDERS' MEETING

The following are the highlights of the Annual Stockholders' Meeting of Concrete Aggregates Corporation held on 30 April 2025 through <https://bit.ly/30April2025CACASM> at 10:00 a.m.:

Determination of Quorum

The Annual Stockholders' Meeting was attended by stockholders (in person and by proxy) representing 76.51% of the total outstanding shares of the Corporation.

Approval of the Minutes of the 2024 Annual Stockholders' Meeting held last 23 May 2024

The stockholders present approved the Minutes of the Annual Stockholders' Meeting held on 23 May 2024.

Approval of the Audited Financial Statements

The stockholders present approved the Corporation's Audited Financial Statements for the year 2024, as presented.

Ratification of the Acts, Resolutions and Decisions of the Incumbent Board of Directors and Management

The stockholders present unanimously approved, ratified and confirmed all acts, resolutions and decisions of the Board of Directors and Management from the date of the last annual stockholders' meeting on 23 May 2024 up to the present.

Appointment of the Independent Auditors

The stockholders present voted to appoint the auditing firm of Isla Lipana & Co. to be the Corporation's independent auditor for the year 2025.

Election of Directors

The stockholders present elected the following persons to fill the seven (7) seats on the Corporation's Board of Directors for the 2025-2026 term:

1. Mr. Jose Emmanuel H. Jalandoni
2. Mr. Robert S. Lao
3. Mr. Jeffrey C. Lim

4. Ms. Ma. Asuncion O. Padilla
5. Atty. Edmundo L. Tan
6. Mr. Rolando R. Cruz (Lead Independent Director)
7. Mr. Renato A. Baja (Independent Director)

Renewal of the OLC-CAC Management Agreement

The stockholders present unanimously approved the Corporation’s renewal of the Management Agreement with Ortigas Land Corporation, as presented.

B. 2025 ORGANIZATIONAL MEETING OF THE BOARD OF DIRECTORS

The following were the highlights of the Organizational Meeting of the Board of Directors of Concrete Aggregates Corporation held on 30 April 2025.

Election of the Chairman and members of the Board Committees

The following were elected to serve as the Chairmen and the members of the various committees of the Corporation:

Executive Committee

Position	Name
Chairman	Jose Emmanuel H. Jalandoni
Member	Robert S. Lao
Member	Jeffrey C. Lim
Member	Edmundo L. Tan
Member	Ma. Asuncion O. Padilla

Audit and Risk Management Committee

Position	Name
Chairman	Rolando R. Cruz
Member	Jose Emmanuel H. Jalandoni
Member	Jeffrey C. Lim
Member	Ma. Asuncion O. Padilla

Corporate Governance Committee

Position	Name
Chairman	Renato A. Baja
Member	Jose Emmanuel H. Jalandoni
Member	Jeffrey C. Lim
Member	Ma. Asuncion O. Padilla

Election of Corporate Officers


The corporate officers elected to serve for the 2025-2026 term are as follows:

Position	Name of Officer
Chairman of the Board	Jose Emmanuel H. Jalandoni
President	
General Manager	Michael David I. Abundo III
Treasurer and Chief Finance Officer	Davee M. Zuñiga
Corporate Secretary and Chief Risk Officer	Jose Antonio V. Evangelista III
Assistant Corporate Secretary/Compliance Officer/Investor Relations Officer	Elias Isagani A. Elacio
Head of Finance	Maria Jennifer J. Almojuela
Special Projects Head	Ronilo B. Quiat
Chief Audit Executive	Gamayca Q. Casem

Pursuant to the requirements of the Securities Regulation Code, the Corporation has duly caused this report to be signed on its behalf by the undersigned hereunto duly authorized on 30 April 2025.

CONCRETE AGGREGATES CORPORATION

By:



JOSE ANTONIO V. EVANGELISTA III
Corporate Secretary

Republic of the Philippines)
Pasig City) S.S.

CERTIFICATION


I, **JOSE ANTONIO V. EVANGELISTA**, of legal age, Filipino, with office address at the 7th Floor, West Wing, Estancia Offices, Capitol Commons, Meralco Avenue, Pasig City,, after having been sworn in accordance with law, do hereby depose and state that:

1. I am the duly elected and qualified Corporate Secretary of CONCRETE AGGREGATES CORP. (the "Corporation"), a domestic corporation duly organized and existing under Philippine laws with business address at the 7th Floor, West Wing, Estancia Offices, Capitol Commons, Meralco Avenue, Pasig City.

2. Based on our records, no director and/or officer is engaged by the government of the Philippines in any capacity.

3. This Certification is issued for the purpose of attesting to the truth of the foregoing and for whatever legal purpose it may serve.

IN WITNESS WHEREOF, I have hereunto set my hand this _____ day of April 2026 at Pasig City.




APR 01 2026

JOSE ANTONIO V. EVANGELISTA III
Corporate Secretary

SUBSCRIBED and SWORN to before me this _____ day of _____, 2026 at Pasig City, affiant exhibiting to me his Driver's License No. N01-18-023515 expiring on 6 June 2032.

Doc. No. 319 ;
Page No. 65 ;
Book No. TII ;
Series of 2026.



AMADO DANILO G. TAYAG
Notary Public for Pasig City
Until December 31, 2026
Appointment No. 149 (2025-2026)
F-TR No. 3963558, 01/06/2026, Pasig City
IBP No. 566615; 12/16/2025; RSM
Roll No. 43175
Unit 2710 A/C, Burgundy Empire Tower, ADB Avenue
cor. Gamet and Sapphire Rds., Ortigas Center, Pasig City

Republic of the Philippines)
Pasig City **PASIG CITY**) S.S.

CERTIFICATION

I, **JOSE ANTONIO V. EVANGELISTA**, of legal age, Filipino, with office address at the 7th Floor, West Wing, Estancia Offices, Capitol Commons, Meralco Avenue, Pasig City,, after having been sworn in accordance with law, do hereby depose and state that:

1. I am the duly elected and qualified Corporate Secretary of CONCRETE AGGREGATES CORP. (the "Corporation"), a domestic corporation duly organized and existing under Philippine laws with business address at the 7th Floor, West Wing, Estancia Offices, Capitol Commons, Meralco Avenue, Pasig City.

2. To the best of my knowledge, the information contained in the Definitive Information Statement (SEC Form 20-IS) and its annexes are true and correct.

3. This Certification is issued for the purpose of attesting to the truth of the foregoing and for whatever legal purpose it may serve.


IN WITNESS WHEREOF, I have hereunto set my hand this 01 day of April 2026 at Pasig City.



JOSE ANTONIO V. EVANGELISTA III
Corporate Secretary

SUBSCRIBED and SWORN to before me this 01 day of APR 01 2026, 2026 at Pasig City, affiant exhibiting to me his Driver's License No. N01-18-023515 expiring on 6 June 2032.

Doc. No. 320 ;
Page No. 65 ;
Book No. 111 ;
Series of 2026.



AMADO DANIL G. TAYAG
Notary Public for Pasig City
Until December 31, 2026
Appointment No. 149 (2025-2026)
FTR No. 3963558; 01/06/2026; Pasig City
IBP No. 566615; 12/16/2025; RSM
Roll No. 43175

Unit 2710 A/C, Burgundy Empire Tower, ADB Avenue
cor. Gamet and Sapphire Rds., Ortigas Center, Pasig City

CERTIFICATION OF INDEPENDENT DIRECTOR


I, **Renato A. Baja**, Filipino, of legal age and a resident of Block 9 Lot 4 Foscarini Street, Mille Luce Subdivision, Brgy. San Roque, Antipolo City, having been duly sworn to in accordance with law do hereby declare that:

1. I am a nominee for independent director of **Concrete Aggregates Corp.** and have been its independent director since 23 May 2024.
2. I am affiliated with the following companies or organizations (including Government-Owned and Controlled Corporations):

Company/Organization	Position/Relationship	Period of Service
Cement Manufacturers Association of the Philippines	Executive Director	June 2024 – Present
Helix Mining and Development Corp.	President	2016 – 2024
Helix Aggregates Inc.	President and General Manager	2016 – June 2024
Philippine Association of Paraglider Pilots Inc.	Member	Present

3. I possess all the qualifications and none of the disqualifications to serve as an Independent Director of Concrete Aggregates Corp., as provided for in Section 38 of the Securities and Regulation Code, its Implementing Rules and Regulations and other SEC issuances.
4. I am not related to any director/officer/substantial shareholder of Concrete Aggregates Corp. other than the relationship provided under Rule 38.2.3 of the Securities Regulation Code.
5. To the best of my knowledge, I am not the subject of any pending criminal or administrative investigation or proceeding.
6. I shall faithfully and diligently comply with my duties and responsibilities as an independent director under the Securities Regulation Code and its Implementing Rules and Regulations, Code of Corporate Governance and other SEC issuances.
7. I shall inform the Corporate Secretary of Concrete Aggregates Corp. of any changes in the abovementioned information within five (5) days from its occurrence.

Done this _____ day of _____ 2026 at Pasig City.




Renato A. Baja

SUBSCRIBED AND SWORN to before me this 19 MAR 2026 2026 at Pasig City, affiant exhibiting his Philippine Passport No. P6325151A issued at DFA Manila, on 7 March 2018.

WITNESS MY HAND AND SEAL.

Doc. No. 471 ;
Page No. 16 ;
Book No. 11 ;
Series of 2026.



ATTY. GERALD P. RUBIO
Notary Public
Until December 31, 2026
Roll No. 04083
IBP OR N. 569611
PTE No. 3841789
Appointment No. 104 (2025-2026)
MCLE Compliance VIII-BEP002249
TIN No. 238-919-765

CERTIFICATION OF INDEPENDENT DIRECTOR

I, **Dante Dominic M. Abando**, Filipino, of legal age and a resident of 34 Ryder Loop, Ayala Hillside Estates, Matandang Balara, Quezon City, Philippines, having been duly sworn to in accordance with law do hereby declare that:

1. I am a nominee for independent director of **Concrete Aggregates Corp.** and have been its independent director since 24 July 2025.
2. I am affiliated with the following companies or organizations (including Government-Owned and Controlled Corporations):


Company/Organization	Position/Relationship	Period of Service
Sonak Holdings Corporation	Consultant	June 2025 to present
Ayala Land, Inc.	SVP, Member – Management Committee, Group Head for Construction	November 2010 – December 2024
Makati Development Corporation	President and CEO	November 2010 – December 2024
MDC Buildplus, Inc.	Chairman of the Board	2014 – 2024
MDC Equipment Solutions, Inc.	Chairman of the Board	2015 – 2024
MDC Concrete, Inc.	Chairman of the Board	2015 – 2024
MBDI Construction Corp.	Chairman of the Board	2017 – 2024
MDTK Corporation	Chairman of the Board	2024
Alveo Land Corporation	Director President and CEO	2006 – 2022 2006 - 2010
Avida Land Corporation	Director	2015 – 2022
Amaia Land Corporation	Director	2015 – 2019
Serendra, Inc.	Director	2006 – 2022
Anvaya Golf & Sports Club, Inc.	Director	2016 – 2025
Ayalaland Behad (Malaysia)	Director	2023 – 2024
Philippine Constructors Association Inc.	Chairman and President	2016 – 2017
	Trustee	2013 - 2015
UP Alumni Association	Trustee	2023 – 2025

3. I possess all the qualifications and none of the disqualifications to serve as an Independent Director of Concrete Aggregates Corp., as provided for in Section 38 of the Securities and Regulation Code, its Implementing Rules and Regulations and other SEC issuances.
4. I am not related to any director/officer/substantial shareholder of Concrete Aggregates Corp. other than the relationship provided under Rule 38.2.3 of the Securities Regulation Code.

5. To the best of my knowledge, I am not the subject of any pending criminal or administrative investigation or proceeding.
6. I shall faithfully and diligently comply with my duties and responsibilities as an independent director under the Securities Regulation Code and its Implementing Rules and Regulations, Code of Corporate Governance and other SEC issuances.
7. I shall inform the Corporate Secretary of Concrete Aggregates Corp. of any changes in the abovementioned information within five (5) days from its occurrence.

Done this _____ day of _____ 2026 at Pasig City.

MAR 23 2026


Dante Dominic M. Abando

SUBSCRIBED AND SWORN to before me this _____ day of _____ 2026 at Pasig City, affiant exhibiting his Philippine National ID No. 6403-1927-5805-7428.

MAR 23 2026

WITNESS MY HAND AND SEAL.

Doc. No. 279 ;
Page No. 01 ;
Book No. 111 ;
Series of 2026.


ATTY. DANILO G. TAYAG
Notary Public for Pasig City
Until December 31, 2026
Appointment No. 149 (2025-2026)
PTR No. 3963558, 01/06/2026; Pasig City
IEP No. 566615; 12/16/2025; RSM
Roll No. 43175
Unit 2710 A/C Burgundy Empire Tower, ADB Avenue
cor. Gemet and Sapphire Rds., Ortigas Center, Pasig City



CONCRETE AGGREGATES CORPORATION

23 March 2026

THE PHILIPPINE STOCK EXCHANGE, INC.

9th Floor, PSE Tower
28th Street corner 5th Avenue
Bonifacio Global City, Taguig

Attention: **Disclosure Department**

Gentlemen:

In compliance with the Disclosure Rules of the Philippine Stock Exchange, we are submitting a copy of the Annual Report (SEC Form 17-A) of Concrete Aggregates Corp. for the year 2025, which we also filed with the Securities and Exchange Commission.

Thank you and best regards.

Very truly yours,

A handwritten signature in blue ink, enclosed in a thin black rectangular box.

Jose Antonio V. Evangelista III
Corporate Information Officer

PSE Security Code _____
SEC Number 36140
File Number _____

CONCRETE AGGREGATES CORP.

(Company's Full Name)

**7TH FLOOR, WEST WING, ESTANCIA OFFICES, CAPITOL COMMONS,
MERALCO AVENUE, PASIG CITY**

(Company's Address)

(02) 8631-1231 / Fax no.: (02) 8631-6517

(Company's Telephone Number)

DECEMBER 31

(Fiscal Year Ending)
(Month & Day)

SEC FORM 17- A (Year 2025)

(FORM TYPE)

(Amendment Designation if Applicable)

Period Ended Date

PERMIT TO OFFER SECURITIES FOR SALE

(Secondary License Type, if any)

**SECURITIES AND EXCHANGE COMMISSION
SEC FORM 17-A**

**ANNUAL REPORT PURSUANT TO SECTION 17
OF THE SECURITIES REGULATION CODE
AND SECTION 141 OF THE CORPORATION CODE**

1. For the fiscal year ended **31 December 2025**
2. SEC Identification Number: **36140** 3. BIR Tax Identification No.: **000-201-881**
4. Exact name of issuer as specified in its charter: **CONCRETE AGGREGATES CORP.**
5. Province, Country or other jurisdiction of incorporation or organization:
Philippines
6. Industry Classification Code: _____ (SEC Use Only)
7. Address of principal office: **7th Floor, West Wing, Estancia Offices, Capitol Commons, Meralco Avenue, Pasig City**
Postal code: **1600**
8. Issuer's telephone number: **(02) 8631-1231**
Fax number: **(02) 9631-6517**
9. Former name, former address and formal fiscal year, if changed since last report: **N/A**
10. Securities registered pursuant to Sections 8 and 12 of the SRC, or Sections 4 and 8 of the Revised Securities Act (RSA):

<u>Title of Each Class</u>	<u>Number of Shares of Common Stock Outstanding and Amount of Liability Outstanding (as of 31 December 2024)</u>
----------------------------	--

Common Shares	27,466,449
----------------------	-------------------

Amount of consolidated liability outstanding as of 31 December 2025: **₱ 44,346,934**

11. Are any or all of these securities listed on a Stock Exchange?
- Yes (x) No () **Classes Common "A" and Common "B"**

12. Check whether the issuer:

(a) has filed all reports required to be filed by Section 17 of the SRC and SRC Rule 17.1 thereunder or Section 11 of the Revised Securities Act (RSA) and RSA Rule 11(a) – 1 thereunder, and Sections 26 and 141 of The Corporation Code of the Philippines during the preceding 12 months (or for such shorter period that the issuer was required to file such reports);

Yes (x) No ()

(b) has been subject to such filing requirements for the past 90 days.

Yes (x) No ()

13. Aggregate market value of the voting stock held by non-affiliates:

The aggregate market value of the voting stock held by non-affiliates is about ₱313.42 million as of 31 December 2025 based on the closing price of CAC common shares at that date.

14. Pursuant to SEC Memorandum Circular No. 4-2019, CAC's Sustainability Report for 2025 is attached to and submitted together with this SEC Form 17-A.

PART I – BUSINESS AND GENERAL INFORMATION

Item 1. Business

Business Development

The Company began doing business upon its incorporation in 1959 as CONCRETE AGGREGATES, INC. (CAI). Since then, the Company has supplied the construction industry with quality processed aggregates, ready mix concrete, bituminous concrete mix and pre-stressed/pre-cast concrete. In 1973, CAI merged with BUILD-ON AGGREGATES CORPORATION (BAC) and the resulting entity was named CONCRETE AGGREGATES CORP. (CAC). CAC conducted its quarrying activities in Angono, Rizal, which is the source of the best aggregates for the construction industry.

In 1978, Ortigas & Company, Limited Partnership (OCLP) purchased a controlling interest in CAC and took over the management of the Company. The direction of the Company at that time was geared towards the acquisition of additional equipment and installation of new plants to enhance service facilities. Ramrod Blocks was purchased in 1980 and was eventually renamed CAC Power Blocks. A pre-stressed/pre-cast plant was also set up in the same year, 1980, and a Construction Services Division was formed in 1982. The Company then acquired Stressworld in 1989 and a Ready-Mix Concrete (RMC) Plant was likewise installed to complement the pre-stressed/pre-cast plant.

By 1995, significant efforts were made to beef up CAC's resources to keep up with the demands of the construction industry. Towards the end of the year, purchases of vital equipment, machineries and capital expenditures (e.g., setting up of satellite plants in strategic locations and various improvements in plant facilities) were made. In the succeeding years, the equipment and facilities of CAC came to a total of two RMC plants, three Bituminous Concrete Mix (BCM) plants, four aggregates quarry/crushing plants and three pre-stressed/pre-cast concrete plants. These provided jobs and opportunities for many employees.

However, the economic crisis that hit the country in 1998 significantly affected CAC's business. Financial forecasts which perceived a steady path towards economic boom burst with the currency turmoil and debilitating high interest rates that prevailed for several years. Amidst this precarious scenario, CAC took a calculated stance, whereby sales were limited to controllable levels. The volume of transactions dropped, and this cut profitability, but receivables were maintained at a safe level. Moreover, the continuing slump in the construction and real estate industry which occurred at the end of 1997 impelled the Company to adopt cost-shortening actions, cutback policies, short- and medium-term objective re-evaluations and other fiscal measures to ensure stability and endurance.

The worsening economic crisis inevitably slowed down the construction industry and continued to bleed the Company. The crisis eventually compelled the Company to take drastic business decisions and measures. Unfortunately, despite efforts to reduce operational costs and maintain viability of operations during these difficult times, these efforts remained insufficient to sustain the Company's workforce at that time.

In light of the situation, after a series of careful deliberations and considerations, the Board of Directors of CAC, in an emergency meeting held on 14 September 1999, unanimously passed and approved the resolution authorizing the Company to undertake, due to heavy financial losses, the total and complete closure of the Engineering and Construction Division, composed of the following: RMC, BCM, Concrete Products Group and Construction, without prejudice to any existing contracts and commitments, and the reorganization and restructuring of the remaining divisions to conform with the level of efficiency necessary to maintain the Company's viability and survival.

Business development for the next several years devolved and focused on the proper maintenance, repair and rehabilitation of the Company's four (4) crushing plants for more efficient production activities at the optimum level possible, where breakdown/downtime will be minimized if not totally eliminated; retooling to increase production hours; development of the quarry area to ensure availability of materials or reserves for continuous processing by the crushing plants for the production of aggregates and its by-products. Special attention was given to intensify and pursue aggressive marketing campaigns, with the Company attaining ISO certification to ensure quality of products and services and customer satisfaction. Environmental enhancement and protection were likewise

meticulously advocated to ensure smooth and continuous operations. In 2006, in addition to continuing its efforts in the above-discussed areas, the Company also intensified its research and development activities with the goal of introducing new products to the market.

During the regular board of directors' meeting held on August 30, 2005, a management agreement between the Company and OCLP was approved. Pursuant to the requirements of Article 44 of the Corporation Code, the Company held a Special Stockholders' Meeting on 24 January 2006 for the purpose of approving the proposed Management Agreement. On that date, all the proposed terms and conditions of the Management Agreement were approved unanimously by the stockholders present, representing more than 92% of the Company's outstanding capital stock. Thus, in 2006, the implementation of the terms and conditions of the Management Agreement began in earnest. Thereafter, the Management Agreement was renewed – on 28 October 2010, on 29 October 2015, on 1 November 2020 and on 01 November 2025 – each for a period of five years under the same terms and conditions, except that the latest amendment, which was approved unanimously by the stockholders during the annu Stockholders' Meeting on June 25, 2020, was entered into with Ortigas Land Corporation (OLC), the sole General Partner of OCLP, and provided for an increased management fee subject to annual escalation.

In 2007, events once again took place, which had a significant impact on the direction being taken by the Company. At a regular meeting held on 18 June 2007, the Board of Directors of the Company authorized the conduct of a bidding to select an operator of its Angono quarry for a period of fifteen (15) years. Three companies qualified to participate in the bidding of which two submitted formal bids on 16 November 2007. On 29 November 2007, the Company's Board of Directors declared that the consortium of Republic Cement Corporation and Lafarge Holdings (Philippines), Inc. (the "Consortium") won the bid for the right to operate the Company's Angono quarry.

The declaration that the Consortium was the winning bidder was affirmed by the Company's stockholders during a special meeting held on 18 January 2008, including the execution of all agreements necessary to implement the foregoing. After securing stockholders' approval, the Company and the Consortium entered into an Agreement on 18 January 2008, setting forth the actions to be taken by each party, as well as the agreements to be executed by them to carry out their intentions.

Complying with its obligations under the 18 January 2008 Agreement, the Company incorporated Batong Angono Aggregates Corp. (BAAC). Thereafter, the Company and BAAC entered into an Operating Agreement on 23 January 2008, which became effective as of 1 June 2008. On 2 June 2008, the parties completed all the specified actions in the 18 January 2008 Agreement including the execution of the Asset Purchase Agreement, Trademark License Agreement and Transition Services Agreement by CAC and BAAC, as well as the execution by CAC and the Consortium of a Share Purchase Agreement. With the execution of the Share Purchase Agreement, the Consortium became the owner of 100% of the outstanding capital stock of BAAC.

Under the Operating Agreement, BAAC was granted the right to operate the Angono quarry for fifteen (15) years subject to the conditions indicated in the agreement, CAC's Mineral Production Sharing Agreements (MPSAs) and its Environmental Compliance Certificate (ECC). During the latter part of 2013, BAAC changed its name to Lafarge Republic Aggregates, Inc. (LRAI). BAAC was eventually renamed to LafargeHolcim Aggregates, Inc. (LHAI) in 2015. A change of name was once again undertaken in 2022 wherein LHAI changed its name to Helix Aggregates Inc (HAI). An Addendum to the Operating Agreement was executed by and between CAC and HAI to extend the term of the Operating Agreement commencing on June 1, 2023 until March 31, 2028.

Business of Issuer

Principal Products

Prior to the effectivity of the Operating Agreement on 1 June 2008, the Company directly operated its aggregates plants – the source of the Company's quality aggregates – which are nestled at the foot of the mountains in the outskirts of Barangays San Isidro and San Roque, Angono, Rizal. Optimum workability was guaranteed because only well-graded aggregates, specifically, crushed and processed basalt rocks, are passed on to customers. The centralized in-pit crushing facilities were capable of feeding crushed materials to four plants and the combined output of these plants reached

approximately 7,700 cubic meters per day. Rigid quality control played a hand in every aspect of the Angono operations. Aggregates were carefully screened to secure the desired specifications and thoroughly washed to remove any traces of organic impurities, which can affect and reduce the strength of concrete. Available aggregates sizes were base course, ballasts (G2-G5), boulders, 3/4, 3/8, G-1, S-1, and S-3, which met the standards set by the Department of Public Works and Highways (DPWH) and the American Society for Testings and Materials (ASTM). CAC followed the guidelines set by the government to help ensure adequate supply of aggregates, while maintaining the best balance between social, environmental and economic considerations.

Upon assumption by HAI as CAC's quarry operator, CAC's income from the quarry operations consists of the royalty payments made by HAI at the rate agreed upon by the parties.

Intellectual Property Rights

The Company has registered the following trademarks with the Intellectual Property Office:

Trademark	Registration No.	Expiration Date	Compliance with DAU
Concrete Aggregates & Device	4-2010-004531	23 December 2030	5 th Year DAU filed with the IPO on 22 February 2022
Blue Sand (Word)	4-2006-008761	11 June 2027	5 th Year DAU filed with the IPO on 13 June 2023
Blue Sand & Device	4-2006-010699	22 October 2027	5 th Year DAU filed with the IPO on 11 October 2023
Blue Sand Vibro & Device	4-2007-004449	10 December 2027	5 th Year DAU filed with the IPO on 11 December 2023
Blue Rock (Word)	4-2006-008726	11 June 2027	5 th Year DAU filed with the IPO on 13 June 2023
Blue Rock & Device	4-2006-010698	22 October 2027	5 th Year DAU filed with the IPO on 11 October 2023

New Product or Service

With the Operating Agreement being in place until 2028, the Company continues to look into the best use of its other real estate properties.

Aggregates Industry

CAC belongs to a sector falling under the mining industry that produces aggregates stones from quarries from mountain rocks. The Company supplied aggregates for use in the production of ready-mix concrete and asphalt products.

Aggregates are a major component of concrete and are used in the mixing of asphalt in road construction. Ready-mix concrete and asphalt are extensively used in the construction of buildings, roads, and other infrastructure projects.

Geographic Area

The market for the aggregates produced in the Angono quarry is defined largely by distance from the Company's plant. The optimal logistics efficiency is achieved within 30-kilometer radius and can extend up to 60 kilometers while maintaining viability. For special cases, deliveries can stretch up to 100 kilometers from the quarry site in Angono, Rizal.

Contracts

Management Agreement

Under the current Management Agreement, OLC is responsible for the general management of and overall supervision of the affairs and business operations of the Company, such as, but not limited to, the following: strategic planning; domestic and international sales; marketing and distribution; real property management and development; accounting; finance; employee care and human resources development; information technology and information systems; audit and business process management; legal; and administrative services, including, without limitation, advisory and consulting services in relation to the supervision of independent auditors; the selection, retention and supervision of external legal counsel; the selection, retention and supervision of investment bankers or other financial advisors and such other consultants as OLC may deem necessary.

The current Management Agreement was approved unanimously by the stockholders during the Annual Stockholders' Meeting on 25 June 2020 and is valid until 31 October 2025. It provides for an increase in management fee, and an annual escalation. The renewal of the agreement was approved during the Board of Directors' meeting held on March 13, 2025, extending the contract for another five years.

Operating Agreement

As discussed above, CAC decided in 2007 to engage a third party to operate its quarry in Angono, Rizal through a bidding process and on 29 November 2007, its Board of Directors declared the Consortium as the winning bidder. On 18 January 2008, the stockholders affirmed the declaration of the Consortium as the winning bidder and authorized all the transactions to be made to implement the turnover of the quarry operations to a third-party operator. Upon approval by the stockholders, the Company executed an Agreement, dated 18 January 2008, with the Consortium, which outlined the transactions to be implemented by the parties.

Thereafter, the Company incorporated BAAC and the two parties subsequently entered into an Operating Agreement on 23 January 2008, which became effective as of 1 June 2008. On 2 June 2008, the Company and the Consortium completed all the specified actions in the 18 January 2008 Agreement, including the execution of the Asset Purchase Agreement, Trademark License Agreement and Transition Services Agreement by CAC and BAAC as well as the execution by CAC and the Consortium of a Share Purchase Agreement. With the execution of the Share Purchase Agreement, the Consortium became the owner of 100% of BAAC.

The Company formally turned over its quarry operations to BAAC on 1 June 2008. Under the Operating Agreement, BAAC was granted the right to operate the Angono quarry for fifteen (15) years subject to the conditions indicated in the agreement, CAC's MPSAs and the ECC. In return, BAAC shall make periodic royalty payments to the Company at a specified rate. As previously mentioned, BAAC changed its name to Lafarge Republic Aggregates, Inc. (LRAI) in 2013, then renamed it in 2015 to Lafarge Holcim Aggregates, Inc. (LHAI) and once again, it was changed to Helix Aggregates Inc (HAI) in 2022.

An Addendum to the Operating Agreement was executed by and between CAC and LHAI to extend the term of the Operating Agreement commencing June 1, 2023 until March 31, 2028. The terms and conditions of the original Agreement remain in full force and effect for the entire duration of the revised term, and includes the following additional terms: [1] the obligation of HAI to extract aggregates based on the Production Schedule and following the Quarry Extraction Plan, [2] the obligation of HAI to rehabilitate the quarry site in accordance with the Quarry Rehabilitation Plan, and [3] the amount of royalty payable by HAI to CAC will be computed using the revised rate of four percent (4%) of the gross selling price of the aggregates sold, either by HAI or any party related or affiliated to HAI, to a third party or to non-affiliated customers, without any deductions.

Transactions with and/or dependence on related parties

In terms of management, the Company is dependent on the managers seconded by OLC pursuant to the Management Agreement entered into by the Company with OLC (see discussion above).

Governmental Approvals and Regulations

CAC's properties in Barangays San Isidro and San Roque, Angono, Rizal are owned by the Company and covered by a number of transfer certificates of title (TCTs), with an aggregate area of 213 hectares. Quarrying is allowed by virtue of two MPSAs entered into with the government, particularly: MPSA No. 032-95-IV and MPSA No. 055-96-IV.

MPSA No. 032-95-IV, which has an effectivity date of 15 June 1995 and was amended on 29 December 1995, authorizes mining activities on three (3) mining claims, namely Basalt 1, Basalt 2 and Basalt 3 for 25 years from effectivity. This MPSA covers an area of 192 hectares. MPSA No. 055-96-IV has an effectivity date of 15 November 1996 and warrants mining in the mining claim Basalt 8 for the next 25 years therefrom. This MPSA covers an area of 19.99 hectares.

In 1995, anticipating an increase in production without necessarily restructuring the existing plants, an ECC application was submitted to request permission to expand quarrying operations in Basalt 8. Thereafter, an ECC (ECC-715-RI-302-95) was granted to CAC by the DENR on 19 January 1996. Anticipating higher demand in the succeeding years, the Company embarked on a plant re-tooling program in the year 2000 to sustain the projected increase in production, and therefore was required to undergo the EIA System. The proceedings then resulted in the issuance of ECC No. 0009-526-302 on 9 December 2002 by the DENR for its *Quarry Expansion and Plant Retooling Project*, as amended by the Environmental Management Bureau (EMB) letter dated 23 July 2003. As for CAC's Environmental Protection and Enhancement Program (EPEP), the same was likewise approved and is presently being implemented. In 2024, review of the EPEP and the Final Mine Rehabilitation and/or Decommissioning Plan (FMR/DP) was conducted with the Mines and Geosciences Bureau (MGB) of the DENR. The approval of the plans and programs was received in 2026.

Thereafter, in 26 February 2008, MGB approved CAC's application for an increase in its maximum allowable extraction rate for its Angono quarry when it issued ECC No. 0707-018-2230. Under ECC No. 0707-018-2230, the Company's allowable extraction rate was increased to 5.25 million metric tons (MMT) from 2.7 MMT.

With the assumption by HAI of quarry operations beginning 1 June 2008, the responsibility of securing the necessary permits and licenses is now with HAI. The Operating Agreement likewise requires HAI to comply with the terms and conditions of the ECC and that of MPSA No. 032-95-IV and MPSA No. 055-96-IV on behalf of CAC. In 2018, CAC filed its formal application for the renewal of MPSA No. 032-95-IV and MPSA No. 055-96-IV. On 27 November 2020, the MGB issued a Memorandum allowing CAC to continue operations under the two (2) MPSAs, pending the DENR's decision on the application for renewal of the MPSAs. In 2021, the DENR renewed MPSA No. 032-95-IV for another 25-year term ending in 2045 and MPSA No. 055-96-IV with the same term ending in 2046.

Notably, the quarry still has approximately 10.8 million MT of mineable reserves. This amount of basalt can serve the demand for key infrastructure projects under the government and private sectors (ready mix, asphalt plants, and hardware and construction firms) programs for the next three (3) years. The renewal of the MPSAs ensures continuous supply of premium aggregates that only the quarry can provide for some of the key infrastructure projects of the country, such as the MRT 7, Metro Manila Subway Package 1 and 3, Malolos Clark Package 1 and 2, Upper Wawa Project, North-South Commuter Railway (NSCR), Pasay Reclamation Project and South Commuter Railway Project Package 2, 4, 5 & 6.

Research and Development

Considering the assumption by HAI of quarry operations beginning 1 June 2008, the Company has spent only a minimal amount on research and development activities related to the quarry operations.

Major Business Risks

Risk management involves identification, assessment and mitigation of risks that threaten the Company's corporate objectives. Risk management is a regular management accountability and is a key function to manage crisis, comply with good corporate governance standards, minimize business uncertainty, and exploit opportunities. Among the many risks that an ordinary going concern faces, the following have been identified as major business risks based on the impact of the event, action or inaction thereto would have on the Company, to wit:

1. Compliance by HAI with its obligations under the Operating Agreement.
2. Compliance by HAI with MPSA No. 032-95-IV and MPSA No. 055-96-IV on behalf of CAC.
3. Compliance by HAI with environmental requirements under applicable laws, CAC's ECC and its EPEP.
4. Compliance with listing disclosure requirements.

For the purposes of risk identification and management, major risks are defined as critical events but, with proper management monitoring, can be endured by the Company. CAC does its risk management by going through the following processes:

1. Identify risks affecting or may affect the Company and its business.
2. Analyze as to how and why the identified risks may impact on the Company, based on severity or level of gravity of the event and the likelihood of the event happening, using a provided risk matrix.
3. Formulate mitigating measures to address the risks.
4. Monitor the effectiveness of the controls and mitigating measures implemented.
5. Prepare a report and communicate on how the risk was handled and how the Company fared.

Employees and Labor Relations

On 15 June 2008, with the exception of a few, the Company's regular workforce was transferred to HAI as the operator of CAC's quarry. As of 31 December 2025, the Company has three regular employees performing administrative and technical functions, including monitoring compliance by HAI with the terms of the Operating Agreement. In addition to the Company's regular employees, personnel assigned by OLC take charge of the general management and overall supervision of the affairs and business operations of the Company pursuant to the Management Agreement, as described above. The Company does not anticipate a significant increase or decrease in the number of its regular employees over the next twelve months.

There is, at present, no collective bargaining agreement between the Company and the employees and the Company has not experienced any strikes since its restructuring.

Community Relations – Safety, Health and Social Concerns

The Company through HAI, understand and respond to community concerns, and work under the following principles which: (1) place a broad interpretation on the environment and the community; (2) listens to community concerns; and (3) acknowledges the various needs of special interest groups.

The Company, through HAI, and the community in which it operates implemented various development programs hand-in-hand and in accordance with the agreed schedule and manner of implementation indicated in the Company's approved Social Development and Management Program (SDMP), which was approved on 15 December 2004 by the MGB. CAC believes that community development programs produce continual and collective benefits for the company, the community and the environment. In 2008, CAC turned over the funds intended for the implementation of its SDMP for the community and the environment to HAI, pursuant to the terms of the Operating Agreement.

Compliance with Environmental Laws

As the operator of the Company's Angono quarry pursuant to the Operating Agreement, HAI is responsible for the implementation of environmental programs required by law in connection with the quarry operations.

Item 2. Properties

Quarry operations are concentrated in the Company's properties located in Barangay San Isidro, Angono, Rizal. The majority of the above ground assets used in the quarry operations such as the crushing plants, mobile equipment, machinery, office furniture, fixtures and various tools and implements are located in the Angono, Rizal quarry site. Most of these assets were sold to HAI on 2 June 2008 as the operator of CAC's quarry.

Other properties owned by the Company include parcels of land located at Angono, Cardona, Montalban and Binangonan, Rizal, and at Batangas and Pampanga.

The following table lists the individual parcels of land owned by CAC:

TCT No.	Location	Use	Liens & Encumbrances	Restriction
TCT No. T-61014	Sto. Tomas, Batangas	Investment	None	None
TCT No. T-71928	Sto. Tomas, Batangas	Investment	None	None
TCT No. 159709	Sto. Tomas, Batangas	Investment	None	Conditions/Restrictions embodied in the Conversion Order pursuant to Entry No. 300929 and annotated on the Title as required by DAR A.O. no. 1 Series of 2002
TCT No. T-143105	Sto. Tomas Batangas	Investment	None	None
TCT No. 134650-R	San Fernando, Pampanga	Investment	None	None
TCT No. 177339-R	San Fernando, Pampanga	Investment	None	None
TCT No. 448320-R	Floridablanca, Pampanga	Investment	None	None
TCT No. 042-2010004636	Floridablanca, Pampanga	Investment	None	None
TCT No. 042-20100110526	Floridablanca, Pampanga	Investment	None	None
TCT No. N-21846	Montalban	Investment	None	None
CCT No. PT-26412	San Antonio, Pasig	Condominium space	None	None
CCT No. PT-26414	San Antonio, Pasig	Condominium space	None	None
TCT No. 628563	Angono, Rizal	Quarry site	None	None
TCT No. 633399	Angono, Rizal	Raw land	None	None
TCT No. 647853	Angono, Rizal	Raw land	None	None
TCT No. 647855	Angono, Rizal	Raw land	None	None
TCT No. 647854	Angono, Rizal	Raw land	None	None
TCT No. 628801	Angono, Rizal	Raw land	None	None
TCT No. 567170	Angono, Rizal	Quarry site	None	None
TCT No. 567168*	Angono, Rizal	Quarry site	None	None
TCT No. 567167*	Angono, Rizal	Quarry site	None	None

TCT No.	Location	Use	Liens & Encumbrances	Restriction
TCT No. 498505*	Angono, Rizal	Quarry site	None	None
TCT No. 498506	Angono, Rizal	Raw land	None	None
TCT No. 498507	Angono, Rizal	Raw land	None	None
TCT No. 498508*	Angono, Rizal	Quarry site	None	None
TCT No. 495637	Angono, Rizal	Quarry site	None	None
TCT No. 495636	Angono, Rizal	Raw land	None	None
TCT No. 495929	Angono, Rizal	Raw land	None	None
TCT No. 567169*	Angono, Rizal	Quarry site	None	None
TCT No. 486736	Angono, Rizal	Quarry site	None	None
TCT No. 500287	Angono, Rizal	Raw land	None	None
TCT No. 505057	Angono, Rizal	Raw land	None	None
TCT No. N-6947	Binangonan, Rizal	Raw land	None	None
TCT No. N-6608	Binangonan, Rizal	Raw land	None	None
TCT No. N-6609	Binangonan, Rizal	Raw land	None	None
TCT No. M-6610	Cardona, Rizal	Raw land	None	None

* These properties were the subject of the 23 January 2008 Operating Agreement between CAC and HAI.

As of the filing of this report the Company does not have any intention at present to acquire any significant real property in the next twelve months.

Item 3. Legal Proceedings

In 2017, the Company initiated before the Regional Trial Court of Binangonan an Accion Publiciana case against several informal settlers illegally occupying one of its properties located in Barangay Sitio Dayap, Angono, Rizal to vacate the said properties and return possession of the same to the Company. The Regional Trial Court of Binangonan decided in favor of CAC, which decision was appealed by the informal settlers before the Court of Appeals. The Court of Appeals rendered a Decision in favor of CAC, and as of the filing of this report, no further appeals have been filed. Other than the foregoing, the Company has no pending material legal proceeding other than labor related cases and overdue account collection cases. There was no material proceeding that was terminated during the fourth quarter of the year covered by this report.

Item 4. Submission of Matters to a Vote of Security Holders

During the Annual Stockholders' Meeting held on 30 April 2025, at least two-thirds of the stockholders present ratified the approval given by the Board of Directors during the 13 March 2025 Board meeting to renew the Management Agreement with Ortigas Land Corporation.

PART II - OPERATIONAL AND FINANCIAL INFORMATION

Item 5. Market for Issuer’s Common Equity and Related Stockholder Matters

Market Information

The Philippine Stock Exchange (PSE) is the principal market where CAC’s common equity is traded. Par value of both Class “A” and Class “B” shares is at ₱10.00 each.

For the years 2023, 2024 and 2025, the following are the quarterly high, low and closing prices for CAC Class “A” shares:

	2023			2024			2025			2026		
	High	Low	Close	High	Low	Close	High	Low	Close	High	Low	Close
Q1	38.90	30.00	31.00	59.45	40.00	40.10	54.40	41.05	47.20	Not yet available		
Q2	38.00	29.05	33.00	45.05	42.00	45.00	47.20	37.40	47.20			
Q3	44.65	35.00	44.00	45.00	40.00	40.00	65.00	36.05	53.95			
Q4	44.55	39.15	40.00	45.00	40.10	40.10	53.90	43.10	48.30			

As per the latest information disclosed at the website of the PSE available at the time of this report, the last recorded closing price of CAC Class “A” shares is ₱57.00 per share as of 13 March 2026.

CAC Class “B” shares were first traded on 21 November 2016. The following are the quarterly high, low and closing prices for CAC Class “A” shares for the years 2023, 2024 and 2025:

	2023			2024			2025			2026		
	High	Low	Close	High	Low	Close	High	Low	Close	High	Low	Close
Q1	45.00	32.25	32.25	54.65	40.05	42.15	49.40	43.00	43.00	Not yet available		
Q2	42.80	27.65	42.80	66.75	42.10	46.75	43.00	42.95	42.95			
Q3	54.00	33.00	33.05	53.85	42.50	47.75	58.00	43.05	54.00			
Q4	67.90	36.50	67.45	47.90	42.70	43.05	53.95	41.15	52.90			

The last recorded closing price of CAC Class “B” shares is ₱64.80 per share as of 13 March 2026.

Stockholders

There were 532 stockholders of record holding CAC Class “A” Shares and 16 stockholders of record holding CAC Class “B” Shares as of 31 December 2025. The top 20 stockholders of the Company as of 31 December 2025 (as attested by the Company’s stock transfer agent) are as follows:

	Stockholder	Number of Shares			%
		Class A	Class B	Total	
1	Ortigas & Company, Limited Partnership	16,021,968	4,985,612	21,007,580	76.48
2	PCD Nominee Corporation - Filipino	5,597,075	398,414	5,995,489	21.83
3	The Roman Catholic Archbishop of Manila	78,486		78,486	0.29
4	Laurel, Celia D.	27,767		27,767	0.10
5	Li Seng Giap & Sons, Inc.	19,004		19,004	0.07
6	The Roman Catholic Archbishop of Manila – Real Casa de Misericordia	13,067		13,067	0.05

7	Ortigas, Ignacio Ricardo Y Ortigas	12,632		12,632	0.05
8	Ortigas, Maria Del Rosario	12,420		12,420	0.05
9	Sevilla, Azucena C.	12,109		12,109	0.04
10	Buenviaje, Felix	11,826		11,826	0.04
11	The Roman Catholic Archbishop of Manila – Hospicio de San Juan de Dios	8,317		8,317	0.03
12	Maramba, Daniel K.	7,543		7,543	0.03
13	Macaraeg, Marietta C.	7,480		7,480	0.03
14	Rodriguez, Ramon E.	7,192		7,192	0.03
15	Ortigas, Rafael B.	7,148		7,148	0.03
16	Ortigas, Maria Teresa B.	7,118		7,118	0.03
17	Buenviaje, Reynaldo C.	6,970		6,970	0.03
18	Buenviaje, Juan C. Jr.	6,968		6,968	0.03
19	Buenviaje, Catalino C.	6,968		6,968	0.03
20	Buenviaje, Gilbert C.	6,968		6,968	0.03
	Others	198,745	4,652	203,397	0.74
	Total	22,077,771	5,388,678	27,466,449	100.00

Common Class A shares are issued only to citizens of the Philippines and to associations, partnerships or corporations with at least 60% of the outstanding stocks held by citizens of the Philippines, while Common Class B shares may be issued to either Filipino or non-Filipino citizens or associations, partnerships or corporations without regard to the citizenship of their stockholders.

A total of 3,505 Common Class B shares are held by foreigners, amounting to approximately 0.07% of the total outstanding Common Class B shares, and approximately 0.014% of the total outstanding capital stock of the Company.

Minimum Public Ownership

The Company has a total of 27,466,449 issued and outstanding shares, out of which, 6,450,742 or 23.49% are shares owned by the public as of 31 December 2025.

Recent Sales of Unregistered Securities

For the last five (5) years, no sale of unregistered securities has been conducted by the Company.

Declassification of shares

During the March 12, 2026 Board of Directors' meeting, the directors approved the amendment of the Company's Articles of Incorporation to reflect the declassification of CAC's common shares. This was to comply with the SEC Memorandum Circular No. 10-2025. The amendment will be submitted to the stockholders for approval during the Annual Stockholders Meeting scheduled on April 30, 2026.

Dividends

On 23 March 2024, the Company declared a total cash dividend of ₱29,444,033 equivalent to ₱1.072 per share to stockholders of record as of 10 April 2024 and authorized its distribution on 2 May 2024. On 13 March 2025, the Company declared a total cash dividend of ₱45,003,777 out of the 2024 unrestricted retained earnings for stockholders of record as of 11 April 2025. The payment was set on 25 April 2025. Thereafter, on 12 March 2026, the Company declared a total cash dividend of ₱48,741,960 out of the 2025 unrestricted retained earnings for stockholders of record as of 10 April 2026. The payment date was set on 27 April 2026.

Item 6. Management's Discussion and Analysis (MD&A) of Financial Condition and Results of Operation

YEAR 2025 vs. 2024 PERFORMANCE

Results of Operations

The Company generated Net Income after tax of ₱48.74 million in 2025, up by 8% increase from ₱45.00 million in 2024, mainly due to higher royalties from basalt aggregates sales to HAI and lower expenses.

Revenue from royalty fees increased by 4% to ₱69.01 million in 2025 from ₱66.50 million in 2024, mainly attributed to the increase in basalt aggregates sales particularly in 4Q 2025.

Total operating expenses amounted to ₱20.50 million, which is 10% lower than last year's ₱22.65 million, mainly due to non-recurring expenses related to Angono LGU Fees paid in the prior year.

Other Income, net consists of (1) Interest income at ₱5.66 million, reflecting a 28% increase from the previous year, primarily driven by higher short-term investments in 2025; (2) Interest income on receivables from HAI at ₱0.73 million, down from ₱2.23 million in previous year.

Financial Condition

The Financial Condition remains strong with high level of liquidity to support its future development plans.

The Company's total assets grew by 2%, increasing from ₱365.10 million to ₱372.15 million, primarily driven by a boost in cash, attributed to higher royalty income and improved collections. In the first quarter of 2026, all receivables in 2025 were collected in full.

Total Liabilities increased by ₱2.88 million to ₱44.35 million, mainly due to unpaid operating expenditures along with higher tax payables.

Total Equity increased by ₱4.18 million to ₱327.81 million or 1%, mainly attributed to improved results of operations, reduced by dividends declared.

Book value per share is at ₱11.93 as of 31 December 2025, slightly higher than last year of ₱11.78.

FINANCIAL HIGHLIGHTS

Presented below are the major financial highlights of the attached audited financial statements of the Company for the years 2025, 2024, and 2023, all ending 31 December, to wit:

(In million pesos, except ratios and per share amounts)

	Year 2025	Year 2024	Year 2023
Total Current Assets	211.19	204.45	196.79
Total Current Liabilities	19.67	16.95	23.40
Net Working Capital	191.52	187.50	173.39
Total Assets	372.15	365.10	355.69
Total Stockholders' Equity	327.81	323.63	307.82
Revenue	69.01	66.50	59.36
Operating Expenses	20.50	22.65	29.01
Other Income	9.48	10.15	6.65
Income before Tax	58.00	54.00	37.00
Net Income after Tax	48.74	45.00	29.43
Other Comprehensive Income	0.44	0.25	0.46
Total Comprehensive Income	49.18	45.25	29.89
Earnings Per Share	1.77	1.64	1.07

A) Key Performance Indicator

The Company has identified the following Key Performance Indicators affecting its operations:

<u>Measures</u>	<u>31 December 2025</u>	<u>31 December 2024</u>
Current Ratio	10.74:1	12.06:1
Liability/Equity Ratio	0.14:1	0.13:1
Return on Assets	13.22%	12.49%
Return on Equity	14.96%	14.25%
Net Profit Margin	70.62%	67.67%

Current Ratio = Current Assets ÷ Current Liabilities

Liability/Equity Ratio = Total Liabilities ÷ Total Stockholders' Equity

Return on Assets = Net Income ÷ Average Total Assets

Return on Equity = Net Income ÷ Average Total Stockholders' Equity

Net Profit Margin = Net Income ÷ Revenue

- i. Due to the Company's sound financial condition, and the transfer of its quarry operations to HAI, there are no foreseeable trends, events or uncertainties that may have a material impact on its long term or short-term liquidity.
- ii. There are no events that will trigger any direct or contingent financial obligation that is material to the Company, including any default or acceleration of an obligation.
- iii. There are no off-balance sheet transactions, arrangements, obligations (including contingent obligations), and other relationships of the Company with unconsolidated entities or other persons created during the reporting period.
- iv. Funding will be sourced from internally-generated cash flow and also from borrowings or available credit facilities from other local universal banks.
- v. There are no material commitments for capital expenditures other than those performed in the ordinary course of trade or business.

- vi. Currently, the production is being handled by HAI.
- vii. The causes for any material changes in the financial statements of 2025 vs. 2024 are explained in the Management Discussion and Analysis, as well as in the accompanying notes to Financial Statements.
- viii. There is no known significant element of income or loss that did not arise from the Company's continuing operations, except as disclosed above and in the attached audited financial statements.
- ix. Accounts that registered material changes of 5% or more and the causes thereof are as follows:

Accounts	2025	2024	Increase (Decrease)	Remarks
Royalties	69,014,525	66,501,462	2,513,063	Increased by 4% due to higher royalties from basalt aggregates sales to HAI, particularly in Q4 2025.
Operating expenses	20,498,025	22,654,055	(2,156,030)	Decreased by 10% mainly due to non-recurring Angono LGU Fees paid in PY.
Other income	9,477,801	10,155,050	(677,249)	Decreased by 7%, primarily due to lower interest income from HAI on outstanding receivables, partially offset by higher interest rates on time deposits.
Cash and cash equivalents	183,978,593	168,337,446	15,641,147	Up by 9% mainly due to higher collection of royalties from HAI.
Receivables, net	20,548,095	29,494,600	(8,946,505)	Decreased by 30%, primarily due to the improved collection of royalty fee from HAI.
Trade and other payables	10,566,862	8,184,818	2,382,044	Increased by 29% due to higher accruals along with higher tax payables.
Income tax payable	1,519,317	1,337,900	181,417	Increased by 14%, primarily driven by higher revenue earned during the year.
Retirement liability	889,820	732,002	157,818	Increased by 22%, mainly due to additional accrual of retirement obligation.
Fair value reserve on FVOCI financial assets	2,358,822	1,919,440	439,382	Increased by 23%, primarily due to additional unrealized gain from the valuation of financial assets in 2025.
Retained earnings	49,713,234	45,976,316	3,736,918	Increased by 8% due to improved results of operations in 2025.

YEAR 2024 vs. 2023 PERFORMANCE

Results of Operations

The Company generated Net Income after tax of ₱45.00 million in 2024, a 53% increase from ₱29.43 million in 2023, mainly due to higher royalty rates upon the extension of the Operating Agreement with HAI, coupled with lower costs related to land feasibility studies.

Revenue from royalty fees increased by 12% to ₱66.50 million in 2024 from ₱59.36 million in 2023, mainly attributed to the royalty rate hike from 2.5% to 4% based on gross sales of the aggregates sold which was effective beginning June 1, 2023.

Total operating expenses amounted to ₱22.65 million, which is 22% lower than last year's ₱29.01 million, due to lower expenses related to land feasibility studies.

Other Income, net consists of (1) Interest income reached ₱4.44 million, reflecting a 35% increase from the previous year, primarily driven by higher short term investments in 2024; (2) Interest income from receivables amounting to ₱2.96 million earned from HAI's delay in royalty payment, which is an increase by ₱2.25 million from previous year; and, (3) Rent income from lease of land and office unit which increased by 5% from ₱2.65 million to ₱2.77 million in 2024, due to the annual escalation of rent.

Financial Condition

The Financial Condition remains strong with high level of liquidity to support its future development plans.

The Company's total assets grew by 3%, increasing from ₱355.69 million to ₱365.10 million, primarily driven by a boost in cash, attributed to higher royalty and improved royalty collections. In the first quarter of 2025, all receivables were collected in full.

Total Liabilities decreased by ₱6.40 million to ₱41.47 million mainly due to lower unpaid operating and capital expenditures along with lower tax payables.

Total Equity increased by ₱15.81 million to ₱323.63 million or 5% higher mainly attributed to improved results of operations, partially reduced by dividend declaration.

Book value per share is at ₱11.78 as of 31 December 2024, slightly higher than last year of ₱11.21.

A) Key Performance Indicators

The Company has identified the following Key Performance Indicators affecting its operations:

<u>Measures</u>	<u>31 December 2024</u>	<u>31 December 2023</u>
Current Ratio	12.06:1	8.41:1
Liability/Equity Ratio	0.13:1	0.16:1
Return on Assets	12.49%	8.27%
Return on Equity	14.25%	9.56%
Net Profit Margin	67.67%	49.58%

Current Ratio = Current Assets ÷ Current Liabilities

Liability/Equity Ratio = Total Liabilities ÷ Total Stockholders' Equity

Return on Assets = Net Income ÷ Total Assets

Return on Equity = Net Income ÷ Total Stockholders' Equity

Net Profit Margin = Net Income ÷ Revenue

- i. Due to the Company's sound financial condition, and the transfer of its quarry operations to HAI, there are no foreseeable trends, events or uncertainties that may have a material impact on its long term or short-term liquidity.
- ii. There are no events that will trigger any direct or contingent financial obligation that is material to the Company, including any default or acceleration of an obligation.
- iii. There are no off-balance sheet transactions, arrangements, obligations (including contingent obligations), and other relationships of the Company with unconsolidated entities or other persons created during the reporting period.
- iv. Funding will be sourced from internally-generated cash flow, and also from borrowings or available credit facilities from other local and international commercial banks.

- v. At the moment, there are no material commitments for capital expenditures other than those performed in the ordinary course of trade or business.
- vi. At present, the production is being handled by HAI.
- vii. The causes for any material changes in the financial statements of 2023 vs. 2022 are explained in the Management Discussion and Analysis, as well as in the accompanying notes to Financial Statements.
- viii. There is no known significant element of income or loss that did not arise from the Company's continuing operations, except as disclosed above and in the attached audited financial statements.
- ix. Accounts that registered material changes of 5% or more and the causes thereof are as follows:

Accounts	2024	2023	Increase (Decrease)	Remarks
Royalties	66,501,462	59,361,885	7,139,577	Increased by 12% due to higher royalty rate starting June 1, 2023.
Operating expenses	22,654,055	29,013,765	(6,359,710)	Down by 22% mainly due to research related costs on properties in prior year.
Other income	10,155,050	6,652,688	3,502,362	Higher by 53% brought about by the increase in interest rates on time deposits as well as interest earned from HAI on outstanding receivables.
Income tax expense	9,000,391	7,569,666	1,430,725	Increased by 19% due to improved results of operations.
Cash and cash equivalents	168,337,446	160,270,976	8,066,470	Rose by 5% mainly due to higher collections of royalties from HAI.
Prepaid expenses	6,620,781	5,912,506	708,275	Up by 12% due to a higher prepaid real property taxes in 2024.
Trade and other payables	8,184,818	14,014,541	(5,829,723)	Decreased by 42% due to lower unpaid operating and capital expenditures along with lower tax payables.
Income tax payable	1,337,900	2,179,485	(841,585)	Lower by 39% due to a royalty revenue rate catch up in 4Q 2023 vs in 2024 with spread payments during Q1 to Q3 2024.
Fair value reserve on FVOCI financial assets	1,919,440	1,671,350	248,090	Higher by 15% due to increased unrealized gain from valuation of financial assets in 2024.
Retained earnings	45,976,316	30,418,283	15,558,033	Increased by 51% due to improved results of operations in 2024.

YEAR 2023 vs. 2022 PERFORMANCE

Results of Operations

The Company generated Net Income after tax of ₱29.43 million in 2023, a 27% increase from ₱23.15 million in 2022, mainly due to higher royalty rates upon the extension of the Operating Agreement with HAI, partially offset by the research and studies related costs for the Angono property and land reclassification of Sto. Tomas, Batangas lots with the local government unit.

Revenue from royalty fees increased by 46% to ₱59.36 million in 2023 from ₱40.58 million in 2022, mainly attributed to the royalty rate hike from 2.5% to 4% based on gross sales of the aggregates sold which was effective beginning June 1, 2023.

Total operating expenses amounted to ₱29.01 million, which is 70% higher than last year's P17.06 million, driven by the expenses incurred on Angono land study and Sto. Tomas land reclassification.

Other Income, net consists of (1) Interest income amounting to ₱3.30 million, is up by 100% compared to prior year, mainly due to higher interest rates in 2023; (2) Interest income from receivables amounting to ₱0.71 million earned from HAI's delay in royalty payment; and, (3) Rent income from lease of land and office unit which increased by 4% from ₱2.55 million to ₱2.65 million in 2023, due to the annual escalation of rent.

Financial Condition

The Financial Condition remains strong with high level of liquidity to support its future development plans.

The Company's total assets rose by 4% to ₱355.69 million from ₱341.63 million, mainly due to the increase in receivables from HAI brought by the higher royalty rate. In the first quarter of 2024, a portion of the receivables was subsequently collected.

Total Liabilities increased by ₱7.32 million to ₱47.87 million mainly due to accruals of operating and capital expenditures, higher deferred output VAT from outstanding receivables, and additional unclaimed dividends.

Total Equity increased by ₱6.74 million to ₱307.82 million or 2% higher mainly attributed to improved results of operations, partially reduced by dividend declaration.

Book value per share is at ₱11.21 as of 31 December 2023, slightly higher than last year of ₱10.96.

A) Key Performance Indicators

The Company has identified the following Key Performance Indicators affecting its operations:

<u>Measures</u>	<u>31 December 2023</u>	<u>31 December 2022</u>
Current Ratio	8.41:1	11.29:1
Liability/Equity Ratio	0.16:1	0.13:1
Return on Assets	8.27%	6.78%
Return on Equity	9.56%	7.69%
Net Profit Margin	49.58%	57.06%

Current Ratio = Current Assets ÷ Current Liabilities

Liability/Equity Ratio = Total Liabilities ÷ Total Stockholders' Equity

Return on Assets = Net Income ÷ Total Assets

Return on Equity = Net Income ÷ Total Stockholder's Equity

Net Profit Margin = Net Income ÷ Revenue

- i. Due to the Company's sound financial condition, and the transfer of its quarry operations to HAI, there are no foreseeable trends, events or uncertainties that may have a material impact on its long term or short-term liquidity.
- ii. There are no events that will trigger any direct or contingent financial obligation that is material to the Company, including any default or acceleration of an obligation.
- iii. There are no off-balance sheet transactions, arrangements, obligations (including contingent obligations), and other relationships of the Company with unconsolidated entities or other persons created during the reporting period.
- iv. Funding will be sourced from internally-generated cash flow, and also from borrowings or available credit facilities from other local and international commercial banks.
- v. At the moment, there are no material commitments for capital expenditures other than those performed in the ordinary course of trade or business.
- vi. At present, the production is being handled by HAI.
- vii. The causes for any material changes in the financial statements of 2022 vs. 2021 are explained in the Management Discussion and Analysis, as well as in the accompanying notes to Financial Statements.
- viii. There is no known significant element of income or loss that did not arise from the Company's continuing operations, except as disclosed above and in the attached audited financial statements.
- ix. Accounts that registered material changes of 5% or more and the causes thereof are as follows:

Accounts	2023	2022	Increase (Decrease)	Remarks
Royalties	59,361,885	40,575,195	18,786,690	Increased by 46% due to increase in royalty rate starting June 1, 2023.
Operating expenses	29,013,765	17,061,656	11,952,109	Up by 70% mainly due to research related costs on properties.
Other income	6,652,688	4,486,149	2,166,539	Higher by 48% brought about by the increase in interest rates on time deposits as well as interest earned from HAI on outstanding receivables.
Income tax expense	7,569,666	4,847,981	2,721,685	Increased by 56% due to improved results of operations.
Receivables, net	30,605,387	17,182,545	13,422,842	Higher by 78% mainly due to receivables from HAI with higher applicable royalty rate of 4%. The receivables were partially collected in Q1 of 2024.
Investment properties, net	63,789,291	57,382,692	6,406,599	Up by 11% due to Angono property capitalized expenditures.
Trade and other payables	14,014,541	8,969,797	5,044,744	Increased by 56% due to accrual of operating & capital expenditures and deferred output VAT on receivables.

Accounts	2023	2022	Increase (Decrease)	Remarks
Income tax payable	2,179,485	861,541	1,317,944	Up by 153% attributable to favorable results of operations on the back of higher royalty revenue.
Fair value reserve on AFS	1,671,350	1,206,799	464,551	Higher by 38% due to increased unrealized gain from valuation of financial assets in 2023.
Retained earnings	30,418,283	24,141,358	6,276,925	Increased by 26% due to improved results of operations in 2023.

Item 7. Financial Statements

Please see the attached Consolidated Financial Statements of Concrete Aggregates Corporation and Subsidiaries as of 31 December 2025 with comparative figures for 2024 and 2023 and the Independent Auditors' Report.

Item 8. Changes in and Disagreements with Accountants on Accounting and Financial Disclosures

On 28 October 2010, the Board of Directors appointed Isla Lipana & Co. (a member practice of PricewaterhouseCoopers global network) as the new independent auditor of the Company for the year ended 31 December 2010 with such appointment effective as of 1 November 2010. Isla Lipana & Co. has been the Company's independent auditor for the years ended 31 December 2011 to 2025.

External Audit Fees

	2025	2024	2023
(a) Audit and audit-related fees The aggregate fees, net of VAT, billed for professional services rendered by Isla Lipana and Co. for the audit of the Company's annual financial statements for the years ended 31 December 2025, 2024, and 2023.	₱240,800	₱240,800	₱231,530
(b) Tax Fees The aggregate fees, net of VAT, billed for professional services rendered by Isla Lipana & Co. for tax accounting, compliance, advice, planning and any other form of tax services.	-	-	-
(c) All Other Fees The aggregate fees, net of VAT, billed for products and services provided by Isla Lipana and Co. for years 2025, 2024, and 2023, other than the services reported under items (a), b and (c) above. The nature of which includes out of pocket expenses such as transportation, meals, postage, printing and documentation.	₱24,080	₱24,080	₱23,153

There were no changes or disagreements with the Company's external auditor, Isla Lipana & Co., on accounting and financial statement disclosures.

Audit and Risk Management Committee's Approval Policies and Procedures

The following are the Audit and Risk Management Committee's policies and procedures regarding the Company's external auditors (as enunciated in its Charter):

- The Audit and Risk Management Committee shall review and evaluate the effectiveness of the Company's processes for assessing significant risks or exposures and the steps management has taken to minimize such risks.
- The Audit and Risk Management Committee shall consider and review the effectiveness of or weaknesses in the Company's overall control environment, and any related significant findings and recommendations of the independent accountants, together with management's responses thereto.
- The Audit and Risk Management Committee shall review the coordination of the audit effort to assure completeness of coverage of key business controls and risk areas, reduction of redundant efforts, and the effective use of audit resources.
- The Audit and Risk Management Committee shall discuss the status and adequacy of management information systems and other information technology.
- The Audit and Risk Management Committee shall review filings with the SEC and other agencies, and other published documents containing the Company's financial statements, and consider whether the information contained in these documents is consistent with the information contained in the financial statements.
- The Audit and Risk Management Committee shall recommend to the Board of Directors the External Auditor to be nominated and approved.

PART III-CONTROL AND COMPENSATION INFORMATION

Item 9. Directors and Executive Officers of the Company

Jose Emmanuel H. Jalandoni

58 years old

Filipino

Positions and offices held for the present and past five (5) years:

Chairman of the Board and President, Concrete Aggregates Corp.

Current Term of Office: April 2025 to April 2026

Period Served: 25 June 2015 to the present

Chairman of the Board and President, Ortigas Land Corporation

Chairman of the Board and President, Ortigas Commercial Corporation

Chairman of the Board, Ortigas Property Management, Inc.

Robert S. Lao

52 years old

Filipino

Positions and offices held for the present and past five (5) years:

Director, Concrete Aggregates Corp.

Current Term of Office: April 2025 to April 2026

Period Served: 23 May 2024 to the present

Chairman of the Board, President and CEO, Southcrest Hotel Ventures, Inc.

Chairman of the Board, President and CEO, Northgate Hotel Ventures, Inc.

Chairman of the Board and President, Ayalaland Medical Facilities Leasing, Inc.

Chairman of the Board and President, Whiteknight Holdings Inc.

Chairman of the Board and President, Bonifacio Global City Estate Association, Inc.

Chairman of the Board, Sicogon Town Hotel, Inc.

Chairman of the Board, Sicogon Island Tourism and Estate Corp.

Chairman of the Board, Bonifacio Estates Services Corporation

Chairman of the Board, Glensworth Development, Inc.

Chairman of the Board, A-Flow Land I Corp.

Director, A-Flow Properties I Corp.

Director, Aurora Properties Incorporated

Director, Ceci Realty, Inc.

Director, Vesta Property Holdings, Inc.

Director, Accendo Commercial Corp.

Director, Alveo Land Corp.

Director, Ayala Greenfield Development Corporation

Director, Ayala Property Management Corporation

Director, Cagayan De Oro Gateway Corp.

Director, Orion Land, Inc.

Director, Solinea, Inc.

Director, FLT Prime Insurance Corporation

Director, Serendra, Inc.

Director, Tutuban Properties, Inc.

Director, Ayalaland-Tagle Properties, Inc.

Director, BGWest Properties, Inc.

Director and President, ALI Eton Property Development Corp.

Director and Executive Vice President, Berkshires Holdings, Inc.

Director and Executive Vice President, Bonifacio Land Corporation

Director and Executive Vice President, Columbus Holdings, Inc.

Director and Executive Vice President, Emerging City Holdings, Inc.

Director and Executive Vice President, Fort Bonifacio Development Corp.

Director and Treasurer, Bonifacio Art Foundation, Inc.

Jeffrey C. Lim

64 years old

Filipino

Positions and offices held for the present and past five (5) years:

- Director, Concrete Aggregates Corporation
Current Term of Office: April 2025 to April 2026
Period Served: 25 June 2015 to the present
- President, SM Prime Holdings, Inc.
- President, SM Development Corporation (until 2 February 2020)
- Director, Ortigas Land Corporation
- Director, Ortigas Commercial Corporation

Edmundo L. Tan

80 years old

Filipino

Positions and offices held for the present and past five (5) years:

- Director, Concrete Aggregates Corporation
Current Term of Office: April 2025 to April 2026
Period Served: 25 June 2015 to 2 March 2016, 1 September 2019 to present
- Managing Partner, Tan Acut Lopez & Pison Law Offices
- Chairman of the Board and President, Premier TownCenter Holdings, Inc.
- Chairman of the Board and President, PrimTown Center Holdings, Inc.
- Director, APC Group, Inc.
- Director, Aragorn Power and Energy Corporation
- Director, PRC MAGMA Resources, Inc.
- Director, Ortigas Land Corporation
- Director, Sagittarius Mines, Inc.
- Director, Philippine Global Communications, Inc.
- Director, Ashadale Holdings, Inc.
- Director and President, Indophil Resources, Philippines, Inc.
- Director and President, Bebemag Resources, Inc.
- Adviser to the Board, BDO Leasing and Finance, Inc.
- Co-Founder and President, Philippine Dispute Resolution Center, Inc. (July 2017 to 2023)
- Corporate Secretary, BDO Unibank, Inc.
- Corporate Secretary, BDO Private Bank, Inc.

Ma. Asuncion O. Padilla

58 years old

Filipino

Positions and offices held for the present and past five (5) years:

- Director, Concrete Aggregates Corporation
Current Term of Office: April 2025 to April 2026
Period Served: 25 June 2015 to the present
- Director, Ortigas Land Corporation
- Director, Ortigas Commercial Corporation
- Director, Sagitro, Inc.
- Director, Leafar Commercial Corporation
- Director, Leafar Foundation, Inc.
- Director, 3K BFusion Corporation
- Director, Tri Tuazon Megadevelopment Inc.
- Director, Tri C5 Megadevelopment Inc.
- Director, Tri Loyola Megadevelopment Inc.
- Director, Tri Bulacan Megadevelopment Inc.
- Director, Tri Gastambide Megadevelopment Inc.
- Director, Tri Sky Megadevelopment Corporation
- Director, Tri Morato Megadevelopment Inc.
- Director, Tri Sta. Rosa Megadevelopment Inc.

Director, Tri Calamba Megadevelopment Inc.
 Director, Tri City Megadevelopment Corporation
 Director, Tri Angeles Megadevelopment Inc.
 Director, Tri Lipa Megadevelopment Inc.
 Director, Tri Geronimo Megadevelopment Inc.
 Director, Tri Buendia Pasay Megadevelopment Inc.
 Director, Tri Alabang Zapote Megadevelopment Inc.
 Director, Creative Realty Dev. Inc.
 Director, Point Ad Inc.
 Director, Family Eatertainment Concepts, Inc.
 Director, Balibago Angeles Bar and Grill Inc.
 Director, Marcos Highway Bar and Grill Inc.
 Director, Philcoa Bar and Grill Inc.
 Director, Tuazon Bar and Grill Inc.
 Director, Dasmariñas Bar and Grille Inc.
 Director, Tayo Na Sa Bocobo, Inc.
 Director, Calle Industria Restaurant Inc.
 Director, Antipolo Circumferential Bar and Grill Inc.
 Director, Lipa Batangas Sisig Restaurant Inc.
 Director, EDSA Taft Bar and Grill Inc.
 Director, Padis Pub Inc.
 Director, Padis Place Inc.
 Director, Padis Cues Inc.
 Director, Baguio Padis, Inc.
 Director, Gotcha, Inc.
 Director, Big Red Barn Inc.
 Director, Fun Ranch Megadevelopment Inc.
 Director, Jump Yard Trampoline, Inc.
 Director, Padi's Point/Vicente A. Padilla Jr. Co.
 Director, First San Fernando Fun Sports Inc.
 Director, Barkada Entertainment Inc.
 Director, Jumping Jack Sports Inc.
 Director, Leaps N' Bounds Inc.
 Director, First Alabang Fun Sports Inc.
 Director, Lazer MAXX Games Shop Arcade Inc.
 Director, Dragon Arcade Megadevelopment Inc.
 Director, Chilly Festival Alabang Inc.
 Director, Geronimo Lacson Dining Inc.
 Director, High Up Gil Puyat Dining Corp.
 Director, Buendia Gil Puyat Dining Inc.
 Director, Tri South Drive Baguio Megadevelopment Inc.
 Director, Tri Fairview Regalado Megadevelopment Inc.
 Director, Tri Marcos Highway Megadevelopment Inc.
 Director, Tri Nakar Megadevelopment Inc.
 Director, Tri Rizal Tayuman Megadevelopment Inc.
 Director, Launchpad Group of Companies, Inc.
 Director, Kainan Alabang Zapote Inc.

Rolando R. Cruz*

66 years old

Filipino

Positions and offices held for the present and past five (5) years:

Independent Director, Concrete Aggregates Corporation

Current Term of Office: April 2025 to July 2025

Period Served: 29 June 2017 to 16 July 2025

Vice President – Mining Business, Nickel Asia Corporation (August 2024 to present)

Senior Vice President – Special Projects, Cordillera Exploration Co., Inc. (August 2024 to present)

Vice President for Nickel Mining Business, Nickel Asia Corporation (January 2023 to July 2024)
Senior Vice President and Chief Operating Officer, Taganito Mining Corporation (January 2023 to July 2024)
Senior Vice President and Chief Operating Officer, Cagdianao Mining Corporation (January 2023 to July 2024)
Vice President – Corporate Planning and Revenue Assurance, Nickel Asia Corporation (March 2022 to December 2022)
Vice President – Research and Technology, Innovations and Corporate Special Projects; Officer-in-Charge of Strategic Development and Growth Group (June 2021 to March 2022)
Vice President – Project Development and Research, Nickel Asia Corporation (until May 2021)
Vice President – Operations, Dinapigue Mining Corporation (formerly Geogen Corporation) (July 2020 to January 2021)
Vice President – Project Development and Research, Dinapigue Mining Corporation (July 2018 to July 2020)
Vice President – Project Development and Research, Hinatuan Mining Corporation (until March 2018)
Board Member, Accreditation Board for Engineering and Technology of the Philippine Technological Council
Member, Philippine Mineral Reporting Code Committee
Member, Australian Institute of Mining & Metallurgy
Accredited Competent Person, Philippine Mineral Reporting Code
**Mr. Rolando R. Cruz resigned from the Board effective 16 July 2025.*

Renato A. Baja

52 years old

Filipino

Positions and offices held for the present and past five (5) years:

Independent Director, Concrete Aggregates Corp.

Current Term of Office: April 2025 to April 2026

Period Served: 23 May 2024 to the present

Executive Director, Cement Manufacturers Association of the Philippines

President, Helix Mining and Development Corporation (2017 to June 2024)

President and General Manager, Helix Aggregates, Inc. (2016 to June 2024)

Director, Philippine Mine Safety and Environment Association (2016 to June 2024)

Member, Philippine Association of Paraglider Pilots Inc.

Dante Dominic M. Abando**

61 years old

Filipino

Positions and offices held for the present and past five (5) years:

Independent Director, Concrete Aggregates Corp.

Current Term of Office: July 2025 to April 2026

Period Served: 24 July 2025 to the present

Consultant, Sonak Holdings Corporation

SVP, Member – Management Committee, Group Head for Construction, Ayala Land, Inc. (November 2010 – December 2024)

President and CEO, Makati Development Corporation (November 2010 – December 2024)

Chairman of the Board, MDC Buildplus, Inc. (2014 – 2024)

Chairman of the Board, MDC Equipment Solutions, Inc. (2015 – 2024)

Chairman of the Board, MDC Concrete, Inc. (2015 – 2024)

Chairman of the Board, MBDI Construction Corp. (2017 – 2024)

Chairman of the Board, MDTK Corporation (2024)

Director, Alveo Land Corporation (2006 – 2022)

Director, Avida Land Corporation (2015 – 2022)

Director, Amaia Land Corporation (2015 – 2019)

Director, Serendra, Inc. (2006 – 2022)

Director, Anaya Golf & Sports Club, Inc. (2016 – present)

Director, Ayalaland Behad (2023 – 2024)

Trustee, UP Alumni Association (2023 – 2025)

**As previously disclosed, during the special Board meeting held on 24 July 2025, Mr. Abando was elected to fill the vacancy resulting from Mr. Cruz' resignation.

Independent Directors

An independent director is a person other than an officer or employee of the corporation, its parent or subsidiaries, or any other individual having a relationship with the corporation, which would interfere with the exercise of independent judgment in carrying out the responsibilities of a director. Mr. Renato A. Baja and Mr. Rolando R. Cruz were elected to serve as independent directors of the Company, pursuant to Section 38 of the Securities Regulation Code, during the Annual Stockholders' Meeting of the Company held last 30 April 2025.

The above independent directors had no involvement in any legal proceedings for the last five (5) years.

Significant Employees

Michael David I. Abundo III

(seconded by virtue of the Management Agreement between OLC and CAC)

56 years old

Filipino

Positions and offices held for the present and past five (5) years:

General Manager and Corporate Information Officer, Concrete Aggregates Corp.

Director and Corporate Secretary, Ortigas Property Management, Inc.

Vice President, Corporate Secretary, Head - Corporate Resources Division, Head – Legal and Administrative Services and Strategic Business Unit Head for Estates and Horizontal Development, Ortigas Land Corporation

Vice President, Corporate Secretary, and Head – Corporate Resources Division, Ortigas Commercial Corporation

Davee M. Zuñiga

(seconded by virtue of the Management Agreement between OLC and CAC)

54 years old

Filipino

Positions and offices held for the present and past five (5) years:

Treasurer and Chief Finance Officer, Concrete Aggregates Corporation

Director, Treasurer and Chief Finance Officer, Ortigas Property Management, Inc.

Treasurer and Chief Finance Officer, Ortigas Land Corporation

Treasurer and Chief Finance Officer, Ortigas Commercial Corporation

Vice President – Internal Audit, SM Prime Holdings, Inc.

Partner – Assurance Advisory Services, Sycip Gorres Velayo & Co.

Maria Jennifer J. Almojuela

(seconded by virtue of the Management Agreement between OLC and CAC)

48 years old

Filipino

Positions and offices held for the present and past five (5) years:

Head of Finance, Concrete Aggregates Corp.

Assistant Vice President - Controller, Ortigas Land Corporation

Financial Controller and IT Head, International SOS (Phils.) Inc.

Deputy Chief Finance Officer – Residential Business Group (RBG) Sales Finance, Ayala Land, Inc.

Deputy Chief Finance Officer, Ayala Land International Sales (ALISI)

Deputy Chief Finance Officer, Ayala Land International Marketing (ALIM San Francisco, ALIM Italy, ALIM Hongkong, ALIM Singapore, ALIM London and ALIM Dubai)

Head of Corporate Finance, Ayala Land, Inc.

Financial Planning and Analysis Manager, Abbott Laboratories Inc.

Strategy Partner – Finance, Globe Telecom, Inc.

Ronilo B. Quiat**(seconded by virtue of the Management Agreement between OLC and CAC)**

58 years old

Filipino

Positions and offices held for the present and past five (5) years:

Special Projects Head, Concrete Aggregates Corporation

Assistant Vice President - Information Systems and Technology, Ortigas Land Corporation

Jose Antonio V. Evangelista III**(seconded by virtue of the Management Agreement between OLC and CAC)**

53 years old

Filipino

Positions and offices held for the present and past five (5) years:

Corporate Secretary, Chief Risk Officer and Corporate Information Officer, Concrete Aggregates Corporation

Assistant Vice President - Legal, Ortigas Land Corporation

Isagani Elias A. Elacio**(seconded by virtue of the Management Agreement between OLC and CAC)**

52 years old

Filipino

Positions and offices held for the present and past five (5) years:

Assistant Corporate Secretary, Compliance Officer, Corporate Information Officer and Investor Relations Officer, Concrete Aggregates Corporation

Assistant Vice President - Head of External Affairs, Ortigas Land Corporation

Family Relationships

None of the directors elected in 2025 is related by consanguinity or affinity.

Involvement in Certain Legal Proceedings

Except as disclosed below, the above directors and executive officers had no involvement in any material legal proceedings for the last five (5) years. No director declined to stand for re-election to the Board of Directors since the date of the last annual meeting.

None of the directors is a party to any pending case, whether civil or criminal in nature.

Item 10. Compensation of Directors and Executive Officers

A regular Board meeting is scheduled every quarter, and each director receives a token sum of ₱7,500 per board meeting and ₱5,000 per diem allowance for each committee meeting attended. The total annual per diems and allowances for 2025 was ₱0.11 million. Committee meetings are held in accordance with the specific committee's charter with additional meetings held as needed. The Company likewise adopted a Compensation Policy for Directors and Officers, which was unanimously approved by its stockholders on 11 November 2008.

Except as otherwise stated in this report, none of the incumbent directors of the Company serve in any other capacity whether as consultant or otherwise. Neither is there any contract, employment or compensatory plan between the Company and any director or named executive officer.

Herein below is the disclosure of the compensation received by the Company's key officer/s for the last three (3) fiscal years, to wit:

Summary Compensation Table

Annual Compensation for year 2023

Particulars	Salary & Per Diems (Aggregate Amount)	Bonus (Aggregate Amount)	Other Annual Compensation
Key Officer (Mining Engineer)	₱878,067	₱152,352	₱83,632
Directors	₱125,000		

Annual Compensation for year 2024

Particulars	Salary & Per Diems (Aggregate Amount)	Bonus (Aggregate Amount)	Other Annual Compensation
Key Officer (Mining Engineer)	₱945,024	₱105,502	₱49,378
Directors	₱60,000		

Annual Compensation for year 2025

Particulars	Salary (Aggregate Amount)	Bonus (Aggregate Amount)	Other Annual Compensation
Key Officer (Mining Engineer)	₱720,000	₱120,000	₱75,500
Directors	₱102,500		

Estimated Annual Compensation for year 2026

Particulars	Salary (Aggregate Amount)	Bonus (Aggregate Amount)	Other Annual Compensation
Key Officer (Mining Engineer)	₱720,000	₱120,000	₱75,500
Directors	₱72,500		

The Mining Engineer is a regular employee of the Company and is the only managerial employee who has received compensation from the Company for the last three years. The current Mining Engineer as of reporting date is Ms. Jasmin De Vera. For the executive officers of the Company, such as the President, Chief Finance Officer, General Manager, Corporate Secretary, Treasurer, Head of Finance, Assistant Corporate Secretary, Special Projects Head, and Chief Audit Executive, there is no compensation given by the Company for their services, as they are performing the said services not as regular employees of the Company but pursuant to the Management Agreement between the Company and OLC.

The following benefits apply to key officer/s:

Benefit	Criteria
Monthly Gasoline Allowance	₱5,000
Medical Allowance	₱7,500 annual
Health Plan	₱275,000 annual limit
Group Life Insurance	₱2,000,000 coverage
Omnibus Loan	Maximum of ₱35,000 payable in 1 year at 0% interest
Annual Clothing Allowance	₱8,000
Leaves	15 days vacation leave accruable up to 30 days; leaves in excess of 30 days are forfeited 15 days sick leave accruable up to 90 days; leaves in excess of 90 days may be encashed

Item 11. Security Ownership of Certain Beneficial Owners and Management

Security Ownership of Certain Beneficial Owners

Title of Class	Name & address of record owner and (Relationship with Issuer)	Name of Beneficial Owner and (Relationship with Record Owner)	Citizenship	No. of Shares Held	% of class
Class "A" and "B"	Ortigas & Company, Limited Partnership 7 th Floor Estancia West Wing, Brgy. Oranbo, Pasig City (Security Holder)	Ortigas & Company Limited Partnership (Same Entity)	Filipino	21,007,580 (16,021,968 Common A and 4,985,612 Common B shares)	76.48

The cutoff date for the determination of the above is 31 December 2025.

Security Ownership of Management

Board of Directors

Class	Name of Beneficial Owner	Amount and Nature of Beneficial Ownership	Citizenship	% of Class
Class A	Jose Emmanuel H. Jalandoni	1 (direct)	Filipino	Negligible
Class A	Robert S. Lao	1 (direct)	Filipino	Negligible
Class A	Ma. Asuncion O. Padilla (Director)	7,119 (direct)	Filipino	0.03%
Class A	Jeffrey C. Lim (Director)	1 (direct)	Filipino	Negligible
Class A	Edmundo L. Tan (Director)	1 (direct)	Filipino	Negligible
		1,000 (through Goldstar Securities, Inc.)		
Class A	Renato A. Baja (Independent Director)	1 (direct)	Filipino	Negligible
Class A	Dante Dominic M. Abando (Independent Director)	1 (direct)	Filipino	Negligible
Total		8,125		0.03% (Negligible)

The cutoff date for the determination of the above is 31 December 2025.

The aggregate ownership of all the Directors as a group totals 8,125 shares or 0.03%, considered negligible as compared with the total amount of outstanding shares.

The voting powers of OCLP reside with the duly authorized person who is designated to attend the Stockholders' Meeting. The Company will only know who will represent OCLP at the stockholders' meeting when the representative attends the meeting.

Voting Trust Holders of 5% or more

No portion of the outstanding capital stock, whether under Class A or Class B shares, has been the subject of a voting trust agreement or any similar agreement.

Changes in Control

No change in the control of the Company has occurred since the beginning of the last fiscal year.

Item 12. Certain Relationships and Related Transactions

In the ordinary course of business, the Company enters into transactions with OCLP, its parent Company, and OLC, its ultimate parent company and its subsidiaries.

The Company entered into a Management Agreement with OCLP in 2005, which provides for the general management and overall supervision of the affairs and business operations of the Company by OCLP. The Management Agreement was renewed thrice – in 2010, 2015 and 2020 – each for a period of five years under the same terms and conditions. The Management Agreement with OLC was approved unanimously by the stockholders during the Annual Stockholders' Meeting held on June 25, 2020. The current Management Agreement with OLC is effective from 1 November 2020 to 31 October 2025. This was renewed for another five years, until 31 October 2030.

Further descriptions and explanations of the above transaction are disclosed in other parts of this report and in Note 13, Related Party Transactions, to the Annual Audited Consolidated Financial Statements attached as an Exhibit to this report.

There exist no transactions, actual or proposed, in which the Company and any of its directors, executive officers, nominees for election as directors, security holders and their relatives to the second civil degree by consanguinity or affinity, were parties to for the last three years.

PART IV – CORPORATE GOVERNANCE

Annual Corporate Governance Report

Pursuant to SEC Memorandum Circular No. 15, Series of 2017, the “Integrated Annual Corporate Governance Report (ACGR) for 2019” is not required to be attached to the 2025 Annual Report. The I-ACGR will be submitted to the Commission on or before 30 May 2026.

PART V – EXHIBITS AND SCHEDULES

Item 14. Exhibits and Reports on SEC Form 17-C

Exhibits

Attached to this SEC 17-A Report and made an integral part hereof is the Audited Consolidated Financial Statements and Sustainability Report of the Company for 2025.


Reports on SEC Form 17-C

The following reports on SEC Form 17-C were filed with the SEC during the last six months of 2025 (July – December 2025):

- a. Resignation of Mr. Rolando R. Cruz – Filed on 18 July 2025
- b. Election of Mr. Abando – Filed on 24 July 2025
- c. Highlights of the Special Meeting of the Board of Directors – Filed on 24 July 2025

SIGNATURES


Pursuant to the requirements of Section 17 of the Securities Regulation Code and Section 177 of the Revised Corporation Code, this Annual Report is signed on behalf of Concrete Aggregates Corporation by the undersigned, hereunto duly authorized, in Pasig City on ~~_____~~ **MAR 23 2026** 2026.



JOSE EMMANUEL H. JALANDONI
Chairman of the Board, President, and Chief Executive Officer
(Principal Executive Officer)



DAVEE M. ZUÑIGA
Treasurer & Chief Finance Officer
(Principal Finance & Accounting Officer
and exercising Comptrollership functions) *Proceding*



MICHAEL DAVID I. ABUNDO III
General Manager
(Principal Operating Officer)




JOSE ANTONIO V. EVANGELISTA III
Corporate Secretary

SUBSCRIBED AND SWORN to before me this ~~_____~~ **MAR 23 2026** 2026, affiants exhibiting to me their respective Competent Evidence of Identity, as follows:

<u>Name</u>	<u>Competent Evidence of Identity</u>	<u>Date of Issue/Expiration/ Place of Issue</u>
Jose Emmanuel H. Jalandoni	Passport No. P6984078B	15 June 2021/Manila
Davee M. Zuñiga	DL No. C11-97-099778	11 November 2032/NCR
Michael David I. Abundo III	Passport No. P0673998C	24 June 2022/Manila
Jose Antonio V. Evangelista III	Passport No. P9958103B	6 May 2022/Manila

Doc. No. 350 ;
Page No. 4 ;
Book No. III ;
Series of 2026.



AMADO DANILLO C. TAYAN
Notary Public for Pasig City
Until December 31, 2026
Appointment No. 149 (2020-2021)
PTR No. 3963558; 01/06/2026; Pasig City
IBP No. 566615; 12/16/2025; RSM
Roll No. 43175
Unit 2710 AIC Burgundy Empire Tower ADB Avenue
Ortigas Center and Sapphire Rds., Ortigas Center, Pasig City



SECURITIES AND EXCHANGE COMMISSION

THE SEC HEADQUARTERS 7907 Makati Avenue, Salcedo Village, Bel-Air, Makati City
1209 Trunk Line No:02-5322-7696 Email Us:www.sec.gov.ph/tmessage@sec.gov.ph



The following document has been received:

Receiving: ICTD ERMD

Receipt Date and Time: March 19, 2026 12:01:36 AM

Company Information

SEC Registration No.: 0000036140

Company Name: CONCRETE AGGREGATES CORP.

Industry Classification: D26999

Company Type: Stock Corporation

Document Information

Document ID: OST10319202683999150

Document Type: Financial Statement

Document Code: FS

Period Covered: December 31, 2025

Submission Type: Consolidated

Remarks: None

Acceptance of this document is subject to review of forms and contents

COVER SHEET

for
AUDITED FINANCIAL STATEMENTS

SEC Registration Number

						3	6	1	4	0
--	--	--	--	--	--	---	---	---	---	---

COMPANY NAME

C	O	N	C	R	E	T	E		A	G	G	R	E	G	A	T	E	S		C	O	R	P.		A	N	D		
S	U	B	S	I	D	I	A	R	I	E	S																		

PRINCIPAL OFFICE (No./Street/Barangay/City/Town/Province)

7	F		W	E	S	T		W	I	N	G	,		E	S	T	A	N	C	I	A		O	F	F	I	C	E	S
C	A	P	I	T	O	L		C	O	M	M	O	N	S	,														
M	E	R	A	L	C	O		A	V	E	N	U	E	,		P	A	S	I	G		C	I	T	Y				

Form Type

A	F	S	
---	---	---	--

Department requiring the report

C	R	M	
---	---	---	--

Secondary License Type, if Applicable

N	/	A	
---	---	---	--

COMPANY INFORMATION

Company's Email Address

concreteaggregatescorp@cac.com.ph

Company's Telephone Number/s

+632-8631-1231

Mobile Number

+632-8631-1231

No. of Stockholders

548

Annual Meeting (Month/Day)

April 30

Fiscal Year (Month/Day)

December 31

CONTACT PERSON INFORMATION

The designated contact person MUST be an Officer of the Corporation

Name of Contact Person

Atty. Jose Antonio V. Evangelista III
--

Email Address

evangelistajv@ortigas.com.ph

Telephone Number/s

+632-8631-1231

Mobile Number

+632-8631-1231

CONTACT PERSON'S ADDRESS

7 th Floor West Wing, Estancia Offices, Capitol Commons, Meralco Avenue, Pasig City 1600

Note 1: In case of death, resignation or cessation of office of the officer designated as contact person, such incident shall be reported to the Commission within thirty (30) calendar days from the occurrence thereof with information and complete contact details of the new contact person designated.

2: All boxes must be properly and completely filled-up. Failure to do so shall cause the delay in updating the corporation's records with the Commission and/or non-receipt of Notice of Deficiencies. Further, non-receipt of Notice of Deficiencies shall not excuse the corporation from liability for its deficiencies.

**STATEMENT OF MANAGEMENT'S RESPONSIBILITY
FOR FINANCIAL STATEMENTS**

The management of Concrete Aggregates Corp. (CAC) and its subsidiaries (the Group) is responsible for the preparation and fair presentation of the financial statements including the schedules attached therein, for the years ended December 31, 2025 and 2024, in accordance with the prescribed financial reporting framework indicated therein, and for such internal control as management determines is necessary to enable the preparation of financial statements that are free from material misstatement, whether due to fraud or error.

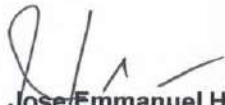
In preparing the financial statements, management is responsible for assessing the Group's ability to continue as a going concern, disclosing, as applicable, matters related to going concern and using the going concern basis of accounting, unless management either intends to liquidate the Group or to cease operations, or has no realistic alternative but to do so.

The Board of Directors is responsible for overseeing the Group's financial reporting process.

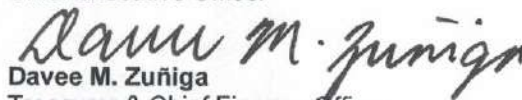
The Board of Directors reviews and approves the financial statements, including the schedules attached therein, and submits the same to the shareholders.

Isla Lipana & Co., the independent auditor appointed by the shareholders, has audited the financial statements of the Group in accordance with Philippine Standards on Auditing, and in its report to the shareholders, has expressed its opinion on the fairness of presentation upon completion of such audit.

By:


Jose Emmanuel H. Jalandoni
 Chairman of the Board, President and
 Chief Executive Officer


Michael David I. Abundo III
 General Manager


Davee M. Zuñiga
 Treasurer & Chief Finance Officer

Signed this 12th day of March 2026.

SUBSCRIBED AND SWORN to before me this **17 MAR 2026** day of _____ 2026, affiants exhibiting to me their respective Competent Proofs of Identity as follows:

<u>Name</u>	<u>Passport/License No.</u>	<u>Date/Place of Issue</u>
Jose Emmanuel H. Jalandoni	P6984078B	15 June 2021/Manila
Michael David I Abundo III	P0673998C	24 June 2022/Manila
Davee M. Zuñiga	C-11-97-099778	11 November 2022/NCR

Doc. No. 264
 Page No. 19
 Book No. 11
 Series of 2026

ATTY. GERALD P. RUBIO
 Notary Public
 Until December 31, 2026
 Roll No. 84083
 IBP OR N. 569611
 PTR No. 3841789
 Appointment No. 104 (2025-2026)
 MCLE Compliance VIII-BEP002249
 TIN No. 238-919-765

From: eafs@bir.gov.ph
Sent: Wednesday, March 18, 2026 8:22 PM
To: REGARDES@ORTIGAS.COM.PH
Cc: concreteaggregates@outlook.com
Subject: Your BIR AFS eSubmission uploads were received

Hi CONCRETE AGGREGATES CORP.,

Valid files

- EAFS000201881AFSTY122025.pdf
- EAFS000201881TCRTY122025-01.pdf
- EAFS000201881RPTY122025.pdf
- EAFS000201881TCRTY122025-02.pdf
- EAFS000201881ITRTY122025.pdf
- EAFS000201881OTHTY122025.pdf

Invalid file

- <None>

Transaction Code: **AFS-0-CEEL6HCK08A59LJBMSZRQ14M0QTX3R2Z2**

Submission Date/Time: **Mar 18, 2026 08:22 PM**

Company TIN: **000-201-881**

Please be reminded that you accepted the terms and conditions for the use of this portal and expressly agree, warrant and certify that:

- The submitted forms, documents and attachments are complete, truthful and correct based on the personal knowledge and the same are from authentic records;
- The submission is without prejudice to the right of the BIR to require additional document, if any, for completion and verification purposes;
- The hard copies of the documents submitted through this facility shall be submitted when required by the BIR in the event of audit/investigation and/or for any other legal purpose.

This is a system-generated e-mail. Please do not reply.



Independent Auditor's Report

To the Board of Directors and Shareholders of
Concrete Aggregates Corp.
7th Floor West Wing, Estancia Offices, Capitol Commons
Meralco Avenue, Pasig City

Our Opinion

In our opinion, the accompanying consolidated financial statements of Concrete Aggregates Corp. (the "Parent Company") and its Subsidiaries (together, the "Group") present fairly, in all material respects, the consolidated financial position of the Group as at December 31, 2025 and 2024, and their consolidated financial performance and their consolidated cash flows for each of the three years in the period ended December 31, 2025 in accordance with Philippine Financial Reporting Standards (PFRS) Accounting Standards.

What we have audited

The consolidated financial statements of the Group comprise:

- the consolidated statements of financial position as at December 31, 2025 and 2024;
- the consolidated statements of total comprehensive income for each of the three years in the period ended December 31, 2025;
- the consolidated statements of changes in equity for each of the three years in the period ended December 31, 2025;
- the consolidated statements of cash flows for each of the three years in the period ended December 31, 2025; and
- the notes to the consolidated financial statements, comprising material accounting policy information and other explanatory information.

Isla Lipana & Co., 29th Floor, AIA Tower, 8767 Paseo de Roxas,
1226 Makati City, Philippines
+63 (2) 8845 2728

Isla Lipana & Co. is the Philippine member firm of the PwC network. PwC refers to the Philippine group of member firms and may sometimes refer to the PwC network. Each member firm is a separate legal entity. Please see www.pwc.com/structure for further details.

Basis for Opinion

We conducted our audits in accordance with Philippine Standards on Auditing (PSA). Our responsibilities under those standards are further described in the Auditor's Responsibilities for the Audit of the Consolidated Financial Statements section of our report.

We believe that the audit evidence we have obtained is sufficient and appropriate to provide a basis for our opinion.

Independence

We are independent of the Group in accordance with the Code of Ethics for Professional Accountants in the Philippines (Code of Ethics), as applicable to audits of consolidated financial statements of public interest entities, together with the ethical requirements that are relevant to our audits of the consolidated financial statements of public interest entities in the Philippines. We have also fulfilled our other ethical responsibilities in accordance with these requirements and the Code of Ethics.

Our Audit Approach

As part of designing our audit, we determined materiality and assessed the risks of material misstatement in the consolidated financial statements. In particular, we considered where management made subjective judgements; for example, in respect of significant accounting estimates that involved making assumptions and considering future events that are inherently uncertain. As in all of our audits, we also addressed the risk of management override of internal controls, including among other matters, consideration of whether there was evidence of bias that represented a risk of material misstatement due to fraud.

We tailored the scope of our audit in order to perform sufficient work to enable us to provide an opinion on the consolidated financial statements as a whole, taking into account the structure of the Group, the accounting processes and controls, and the industry in which the Group operates.

Key Audit Matters

Key audit matters are those matters that, in our professional judgment, were of most significance in our audit of the consolidated financial statements of the current period. These matters were addressed in the context of our audit of the consolidated financial statements as a whole, and in forming our opinion thereon, and we do not provide a separate opinion on these matters.

The key audit matter identified in our audit pertains to the recoverability of investment properties.

Key Audit Matter	How our audit addressed the Key Audit Matter
Recoverability of investment properties	
Assessing the impairment indicator relative to investment properties requires the Group to make judgments and assumptions that can materially affect the consolidated financial statements.	The Group has assessed whether impairment indicators exist with reference to the fair values of the investment properties as at December 31, 2025 prepared using the market approach by external appraiser. Under this approach, the fair values are based on management's information about the sales prices of comparable properties within the vicinity.
The total carrying value of investment properties held by the Group as at December 31, 2025 amounts to P65.38 million. The estimated fair values of the Group's investment properties approximate P1.10 billion as at December 31, 2025. The investment properties represent 18% of the Group's consolidated total assets.	We obtained the appraisal reports for investment properties and assessed the competence, capabilities and objectivity of the external appraiser engaged by the Group. We also obtained an understanding of the external appraiser's work including the data, assumptions and calculation methods utilized and evaluated the reasonableness of the external appraiser's results and conclusions and consistency with the other audit evidence we obtained. Likewise, we evaluated management's assessment that there were no changes indicating impairment with respect to asset condition, intended utilization and performance, industry and economic trends by checking consistency with the appraisal reports and our understanding of the Group's business operations.
Refer to Notes 6, 21.8 and 21.11 to the consolidated financial statements.	

Other Information

Management is responsible for the other information. The other information comprises the information included in the SEC Form 20-IS (Definitive Information Statement) and SEC Form 17-A, but does not include the consolidated financial statements and our auditor's report thereon. The SEC Form 20-IS (Definitive Information Statement) and SEC Form 17-A are expected to be made available to us after the date of this auditor's report.

Our opinion on the consolidated financial statements does not cover the other information and we will not express any form of assurance conclusion thereon.

In connection with our audit of the consolidated financial statements, our responsibility is to read the other information identified above when it becomes available and, in doing so, consider whether the other information is materially inconsistent with the consolidated financial statements or our knowledge obtained in the audit, or otherwise appears to be materially misstated.

When we read the SEC Form 20-IS (Definitive Information Statement) and SEC Form 17-A , if we conclude that there is a material misstatement therein, we are required to communicate the matter to those charged with governance.

Responsibilities of Management and Those Charged with Governance for the Consolidated Financial Statements

Management is responsible for the preparation and fair presentation of the consolidated financial statements in accordance with PFRS Accounting Standards, and for such internal control as management determines is necessary to enable the preparation of consolidated financial statements that are free from material misstatement, whether due to fraud or error.

In preparing the consolidated financial statements, management is responsible for assessing the ability of the Group to continue as a going concern, disclosing, as applicable, matters related to going concern and using the going concern basis of accounting unless management either intends to liquidate the Group or to cease operations, or has no realistic alternative but to do so.

Those charged with governance are responsible for overseeing the Group's financial reporting process.

Auditor's Responsibilities for the Audit of the Consolidated Financial Statements

Our objectives are to obtain reasonable assurance about whether the consolidated financial statements as a whole are free from material misstatement, whether due to fraud or error, and to issue an auditor's report that includes our opinion. Reasonable assurance is a high level of assurance, but is not a guarantee that an audit conducted in accordance with PSA will always detect a material misstatement when it exists. Misstatements can arise from fraud or error and are considered material if, individually or in the aggregate, they could reasonably be expected to influence the economic decisions of users taken on the basis of these consolidated financial statements.

As part of an audit in accordance with PSA, we exercise professional judgment and maintain professional skepticism throughout the audit. We also:

- Identify and assess the risks of material misstatement of the consolidated financial statements, whether due to fraud or error, design and perform audit procedures responsive to those risks, and obtain audit evidence that is sufficient and appropriate to provide a basis for our opinion. The risk of not detecting a material misstatement resulting from fraud is higher than for one resulting from error, as fraud may involve collusion, forgery, intentional omissions, misrepresentations, or the override of internal control.
- Obtain an understanding of internal control relevant to the audit in order to design audit procedures that are appropriate in the circumstances, but not for the purpose of expressing an opinion on the effectiveness of the Group's internal control.
- Evaluate the appropriateness of accounting policies used and the reasonableness of accounting estimates and related disclosures made by management.

- Conclude on the appropriateness of management's use of the going concern basis of accounting and, based on the audit evidence obtained, whether a material uncertainty exists related to events or conditions that may cast significant doubt on the Group's ability to continue as a going concern. If we conclude that a material uncertainty exists, we are required to draw attention in our auditor's report to the related disclosures in the consolidated financial statements or, if such disclosures are inadequate, to modify our opinion. Our conclusions are based on the audit evidence obtained up to the date of our auditor's report. However, future events or conditions may cause the Group to cease to continue as a going concern.
- Evaluate the overall presentation, structure and content of the consolidated financial statements, including the disclosures, and whether the consolidated financial statements represent the underlying transactions and events in a manner that achieves fair presentation.
- Plan and perform the audit to obtain sufficient appropriate audit evidence regarding the financial information of the entities or business activities within the Group as a basis for forming an opinion on the consolidated financial statements. We are responsible for the direction, supervision and review of the audit work performed for purposes of the Group audit. We remain solely responsible for our audit opinion.


We communicate with those charged with governance regarding, among other matters, the planned scope and timing of the audit and significant audit findings, including any significant deficiencies in internal control that we identify during our audit.

We also provide those charged with governance with a statement that we have complied with relevant ethical requirements regarding independence, and to communicate with them all relationships and other matters that may reasonably be thought to bear on our independence, and where applicable, actions taken to eliminate threats or safeguards applied.

From the matters communicated with those charged with governance, we determine those matters that were of most significance in the audit of the consolidated financial statements of the current period and are therefore the key audit matters. We describe these matters in our auditor's report unless law or regulation precludes public disclosure about the matter or when, in extremely rare circumstances, we determine that a matter should not be communicated in our report because the adverse consequences of doing so would reasonably be expected to outweigh the public interest benefits of such communication.

The engagement partner on the audit resulting in this independent auditor's report is Imelda Dela Vega-Mangundaya.

Isla Lipana & Co.



Imelda Dela Vega-Mangundaya
Partner

CPA Cert. No. 0090670

PTR No. 0024586, issued on January 8, 2026, Makati City

SEC A.N (individual) as general auditors 90670-SEC, Category A; valid to audit 2019
to 2025 financial statements

SEC A.N (firm) as general auditors 0142-SEC, Category A; valid to audit 2020
to 2025 financial statements

T.I.N. 152-015-124

BIR A.N. 08-000745-047-2024, issued on October 30, 2024; effective until October 29, 2027

BOA/PRC Reg. No. 0142, effective until November 14, 2028

Makati City
March 12, 2026



Isla Lipana & Co.

Statements Required by Rule 68 Securities Regulation Code (SRC)

To the Board of Directors and Shareholders of
Concrete Aggregates Corp.
7th Floor West Wing, Estancia Offices, Capitol Commons
Meralco Avenue, Pasig City

We have audited the accompanying consolidated financial statements of Concrete Aggregates Corp. (the "Parent Company") and its Subsidiaries (together, the "Group") as at December 31, 2025 and 2024, and for each of the three years in the period ended December 31, 2025, on which we have rendered the attached report dated March 12, 2026. The supplementary information shown in the Reconciliation of Parent Company's Retained Earnings Available for Dividend Declaration and the Ortigas Group Structure within which the Parent Company belongs, as additional components required by Part I, Section 5 of the Revised SRC Rule 68, and Schedules A, B, C, D, E, F, and G, as required by Part II of the Revised SRC Rule 68, is presented for the purposes of filing with the Securities and Exchange Commission and is not a required part of the basic consolidated financial statements. Such supplementary information is the responsibility of management and has been subjected to the auditing procedures applied in the audit of the basic consolidated financial statements. In our opinion, the supplementary information has been prepared in accordance with the Revised SRC Rule 68.

Isla Lipana & Co.

Imelda Dela Vega Mangundaya
Partner

CPA Cert. No. 0090670

PTR No. 0024586, issued on January 8, 2026, Makati City

SEC A.N (individual) as general auditors 90670-SEC, Category A; valid to audit 2019
to 2025 financial statements

SEC A.N (firm) as general auditors 0142-SEC, Category A; valid to audit 2020
to 2025 financial statements

T.I.N. 152-015-124

BIR A.N. 08-000745-047-2024, issued on October 30, 2024; effective until October 29, 2027

BOA/PRC Reg. No. 0142, effective until November 14, 2028

Makati City
March 12, 2026

Isla Lipana & Co., 29th Floor, AIA Tower, 8767 Paseo de Roxas,
1226 Makati City, Philippines
+63 (2) 8845 2728

Isla Lipana & Co. is the Philippine member firm of the PwC network. PwC refers to the Philippine group of member firms and may sometimes refer to the PwC network. Each member firm is a separate legal entity. Please see www.pwc.com/structure for further details.



Isla Lipana & Co.

Statements Required by Rule 68 Securities Regulation Code (SRC)

To the Board of Directors and Shareholders of
Concrete Aggregates Corp.
7th Floor West Wing, Estancia Offices, Capitol Commons
Meralco Avenue, Pasig City

We have audited in accordance with Philippine Standards on Auditing, the consolidated financial statements of Concrete Aggregates Corp. (the "Parent Company") and Subsidiaries (together, the "Group") as at December 31, 2025 and 2024 and for the each of the three years in the period ended December 31, 2025, and have issued our report thereon dated March 12, 2026. Our audits were made for the purpose of forming an opinion on the basic consolidated financial statements taken as a whole. The Supplementary Schedule of Financial Soundness Indicators, including their definitions, formulas, calculation, and their appropriateness or usefulness to the intended users, are the responsibility of the Group's management. These financial soundness indicators are not measures of operating performance defined by Philippine Financial Reporting Standards (PFRS) Accounting Standards and may not be comparable to similarly titled measures presented by other companies. This schedule is presented for the purpose of complying with the Revised SRC Rule 68 issued by the Securities and Exchange Commission, and is not a required part of the basic consolidated financial statements prepared in accordance with PFRS Accounting Standards. The components of these financial soundness indicators have been traced to the Group's consolidated financial statements as at December 31, 2025 and 2024 and for each of the three years in the period ended December 31, 2025 and no material exceptions were noted.

Isla Lipana & Co.

Imelda Dela Vega-Mangundaya
Partner

CPA Cert. No. 0090670

PTR No. 0024586, issued on January 8, 2026, Makati City

SEC A.N (individual) as general auditors 90670-SEC, Category A; valid to audit 2019
to 2025 financial statements

SEC A.N (firm) as general auditors 0142-SEC, Category A; valid to audit 2020
to 2025 financial statements

T.I.N. 152-015-124

BIR A.N. 08-000745-047-2024, issued on October 30, 2024; effective until October 29, 2027

BOA/PRC Reg. No. 0142, effective until November 14, 2028

Makati City
March 12, 2026

Isla Lipana & Co., 29th Floor, AIA Tower, 8767 Paseo de Roxas,
1226 Makati City, Philippines
+63 (2) 8845 2728

Isla Lipana & Co. is the Philippine member firm of the PwC network. PwC refers to the Philippine group of member firms and may sometimes refer to the PwC network. Each member firm is a separate legal entity. Please see www.pwc.com/structure for further details.

Concrete Aggregates Corp. and Subsidiaries

Consolidated Statements of Financial Position
As at December 31, 2025 and 2024
(All amounts in Philippine Peso)

	Notes	2025	2024
Assets			
Current assets			
Cash and cash equivalents	2	183,978,593	168,337,446
Receivables, net	3	20,548,095	29,494,600
Prepaid expenses	4	6,660,833	6,620,781
Total current assets		211,187,521	204,452,827
Non-current assets			
Property and equipment, net	5	58,929,164	59,058,547
Investment properties, net	6	65,376,457	65,413,872
Deferred income tax assets, net	12	1,244,097	1,297,962
Other non-current assets	7	35,415,545	34,872,067
Total non-current assets		160,965,263	160,642,448
Total assets		372,152,784	365,095,275
Liabilities and Equity			
Current liabilities			
Trade and other payables	8	10,566,862	8,184,818
Dividends payable	9	7,580,899	7,432,806
Income tax payable		1,519,317	1,337,900
Total current liabilities		19,667,078	16,955,524
Non-current liabilities			
Rental deposits		473,700	473,700
Retirement liability		889,820	732,002
Decommissioning liability	7	23,316,336	23,304,499
Total non-current liabilities		24,679,856	24,510,201
Total liabilities		44,346,934	41,465,725
Equity			
Share capital	9	274,664,490	274,664,490
Share premium		1,069,304	1,069,304
Accumulated other comprehensive income		2,358,822	1,919,440
Retained earnings		49,713,234	45,976,316
Total equity		327,805,850	323,629,550
Total liabilities and equity		372,152,784	365,095,275

(The notes on pages 1 to 29 are an integral part of these consolidated financial statements)

Concrete Aggregates Corp. and Subsidiaries

Consolidated Statements of Total Comprehensive Income
For each of the three years in the period ended December 31, 2025
(All amounts in Philippine Peso)

	Notes	2025	2024	2023
Revenue	16	69,014,525	66,501,462	59,361,885
Operating expenses	10	(20,498,025)	(22,654,055)	(29,013,765)
Operating income		48,516,500	43,847,407	30,348,120
Other income, net	11	9,477,801	10,155,050	6,652,688
Income before income tax		57,994,301	54,002,457	37,000,808
Income tax expense	12	(9,253,606)	(9,000,391)	(7,569,666)
Net income for the year		48,740,695	45,002,066	29,431,142
Other comprehensive income				
<i>Item that may not be subsequently reclassified to profit or loss</i>				
Fair value gain on financial assets at fair value through other comprehensive income (FVOCI), net of tax				
		439,382	248,090	464,551
Total comprehensive income for the year		49,180,077	45,250,156	29,895,693
Basic and diluted earnings per share	14	1.77	1.64	1.07

(The notes on pages 1 to 29 are an integral part of these consolidated financial statements)

Concrete Aggregates Corp. and Subsidiaries

Consolidated Statements of Changes in Equity
For each of the three years in the period ended December 31, 2025
(All amounts in Philippine Peso)

	Share capital (Note 9)	Share premium	Accumulated other comprehensive income	Retained earnings	Total
Balances at January 1, 2023	274,664,490	1,069,304	1,206,799	24,141,358	301,081,951
Comprehensive income					
Net income for the year	-	-	-	29,431,142	29,431,142
Other comprehensive income	-	-	464,551	-	464,551
Total comprehensive income for the year	-	-	464,551	29,431,142	29,895,693
Transaction with owners	-	-	-		
Cash dividends (Note 9)	-	-	-	(23,154,217)	(23,154,217)
Balances at December 31, 2023	274,664,490	1,069,304	1,671,350	30,418,283	307,823,427
Comprehensive income					
Net income for the year	-	-	-	45,002,066	45,002,066
Other comprehensive income	-	-	248,090	-	248,090
Total comprehensive income for the year	-	-	248,090	45,002,066	45,250,156
Transaction with owners	-	-	-		
Cash dividends (Note 9)	-	-	-	(29,444,033)	(29,444,033)
Balances at December 31, 2024	274,664,490	1,069,304	1,919,440	45,976,316	323,629,550
Comprehensive income					
Net income for the year	-	-	-	48,740,695	48,740,695
Other comprehensive income	-	-	439,382	-	439,382
Total comprehensive income for the year	-	-	439,382	48,740,695	49,180,077
Transaction with owners	-	-	-		
Cash dividends (Note 9)	-	-	-	(45,003,777)	(45,003,777)
Balances at December 31, 2025	274,664,490	1,069,304	2,358,822	49,713,234	327,805,850

(The notes on pages 1 to 29 are an integral part of these consolidated financial statements)

Concrete Aggregates Corp. and Subsidiaries

Consolidated Statements of Cash Flows
For each of the three years in the period ended December 31, 2025
(All amounts in Philippine Peso)

	Notes	2025	2024	2023
Cash flows from operating activities				
Cash generated from operations	15	63,007,265	41,400,409	25,478,454
Interest received	2,7,11	6,385,191	7,392,131	4,006,909
Income taxes paid		(9,095,862)	(9,846,297)	(6,258,952)
Net cash from operating activities		60,296,594	38,946,243	23,226,411
Cash flows from investing activities				
Acquisition of:				
Investment properties	6	-	(1,661,996)	(6,444,014)
Dividend received	7	200,237	-	-
Net cash from (used in) investing activities		200,237	(1,661,996)	(6,444,014)
Cash flows used in financing activity				
Dividends paid		(44,855,684)	(29,217,777)	(22,900,742)
Net increase (decrease) in cash and cash equivalents		15,641,147	8,066,470	(6,118,345)
Cash and cash equivalents				
At January 1		168,337,446	160,270,976	166,389,321
At December 31	2	183,978,593	168,337,446	160,270,976

(The notes on pages 1 to 29 are an integral part of these consolidated financial statements)

Concrete Aggregates Corp. and Subsidiaries

Notes to the Consolidated Financial Statements

As at December 31, 2025 and 2024 and

for each of the three years in the period ended December 31, 2025

(All amounts are shown in Philippine Peso, unless otherwise, stated)

1 General information

Concrete Aggregates Corp. (the “Parent Company”) was incorporated in the Philippines and registered with the Securities and Exchange Commission (SEC) on August 23, 1968. The Parent Company is listed in the Philippine Stock Exchange (PSE) and is primarily engaged in quarrying, crushing and selling basalt concrete aggregates. As its secondary purpose, the Parent Company is permitted to, among others, engage in real estate business and purchase, own, subdivide, sell, lease, rent, mortgage, take option or otherwise deal in real property, improved or unimproved, be it residential, commercial, or agricultural, insofar as may be permitted by law. On March 15, 2018, the Board of Directors (BOD) of the Parent Company approved the amendment of Article IV of its Amended Articles of Incorporation to extend the corporate life of the Parent Company, which expired on August 23, 2018, for another 50 years or up to August 23, 2068. In 2023, a special shareholders’ meeting was held granting permission to management to pursue activities related to the Parent Company’s secondary purpose.

On April 2, 1973, the Parent Company attained its status of being a “publicly listed company” when it listed its shares in the PSE. As a publicly listed company, it is covered by the Securities Regulation Code (SRC) Rule 68. There is no other listing or follow on offering thereafter. As at December 31, 2025 and 2024, the Parent Company’s shares is 23.49% held by the public.

The Parent Company’s quarrying operations in its property in Barangay San Isidro, Angono, Rizal is allowed by virtue of Mineral Production Sharing Agreements (MPSA) and Environmental Clearance Certificates (ECC) issued by the Department of Environment and Natural Resources (DENR).

The Parent Company’s immediate parent is Ortigas & Company, Limited Partnership (OCLP), and its ultimate parent is Ortigas Land Corporation (OLC), which are both domiciled in the Philippines.

Details of the Parent Company’s wholly owned subsidiaries, which are currently dormant companies, are as follows:

Name of Subsidiary	Country of incorporation	Principal activities	% of ownership	
			2025	2024
CAC Insurance Agency Corp. (CIAC)	Philippines	General insurance	100	100
CAC Marketing and Services Corp. (CMSC)	Philippines	Marketing	100	100

The Parent Company and its subsidiaries are collectively referred to as the Group in these consolidated financial statements.

On June 1, 2008, the consortium of Republic Cement Corporation and Lafarge Holdings (Philippines), Inc. (the “Consortium”), through Batong Angono Aggregates Corporation (BAAC), took over the Parent Company’s quarrying operations by virtue of the Parent Company’s Memorandum of Agreement with the Consortium dated January 18, 2008 and its Operating Agreement with BAAC dated January 23, 2008. In return, the Parent Company shall receive lump sum and basic royalty fees in accordance with the terms of its Operating Agreement (Note 16). BAAC was eventually renamed to LafargeHolcim Aggregates, Inc. (LHAI) in 2015. A change of name was once again undertaken in 2022 wherein LHAI changed its name to Helix Aggregates Inc. (HAI). An Addendum to the Operating Agreement was executed by and between the Parent Company and HAI to extend the term of the Operating Agreement commencing June 1, 2023 until March 31, 2028.

Pursuant to the Operating Agreement, the Parent Company's quarrying operations, including its employees, were transferred to HAI in 2008. Consequently, the Parent Company settled its retirement obligation to almost all of its employees and the remaining retirement plan assets were returned to the Parent Company in 2009. As at December 31, 2025 and 2024, the Parent Company has only three (3) regular employees.

The registered office address and principal place of business of the Group is located at the 7th Floor, West Wing, Estancia Offices, Capitol Commons, Meralco Avenue, Pasig City.

These consolidated financial statements have been approved and authorized for issuance by the Parent Company's BOD on March 12, 2026.

2 Cash and cash equivalents

The account at December 31 consists of:

	2025	2024
Cash on hand	40,000	60,000
Cash in banks	7,726,538	43,202,742
Short-term placements	176,212,055	125,074,704
	183,978,593	168,337,446

Cash in banks consist of current and savings deposits with universal banks which earn interest at the prevailing bank deposit rates. The short-term placements consist of time deposits which have maturities of 30 to 60 days and earn interest based on prevailing short-term rates.

Interest income arising from savings and time deposits for the year ended December 31, 2025 amounted to P5.62 million (2024 - P4.41 million; 2023 - P3.26 million) (Note 11).

3 Receivables, net

The account at December 31 consists of:

	Note	2025	2024
Trade receivables	16	20,270,461	29,231,966
Other receivables		9,551,729	9,536,729
		29,822,190	38,768,695
Allowance for impairment of other receivables		(9,274,095)	(9,274,095)
		20,548,095	29,494,600

Trade receivables have credit term of 15-30 days and earn interest at 12% per annum.

Other receivables mainly pertain to receivables from customers of the Group's discontinued Engineering and Construction Division in 2008 and advances from officers and employees subject to salary deduction.

There are no movements in allowance for impairment of other receivables for each of the three years in the period ended December 31, 2025.

Critical accounting estimate: Expected credit loss on receivables

Expected credit loss (ECL) represents an unbiased, probability-weighted estimate of credit loss which is determined by evaluating a range of possible outcomes and taking into account past events, current conditions and assessment of future economic conditions.

The Group has used relevant historical information and loss experience to determine the probability of default of the instruments and incorporated forward-looking information, as relevant, including significant changes in external market indicators which involved estimates and judgments.

The Group has receivables from royalty and rental revenue. There has been no significant history of credit loss or default and the amounts have been fully collectible; hence, it was assessed that there are no ECL arising from trade receivables. Trade receivables as at December 31, 2024 was fully collected in 2025. Trade receivables as at December 31, 2025 were fully collected as at March 12, 2026.

The allowance for impairment pertains to other receivables, which are substantially impaired.

Management believes, based on its assessment, that the carrying amount of receivables as at December 31, 2025 and 2024 is fully recoverable.

4 Prepaid expenses

As at December 31, 2025, prepaid expenses amount to P6,660,833 (2024 - P6,620,781) and consist mainly of real property tax and business tax paid in advance.

5 Property and equipment, net

Details of property and equipment, net, and their movements during the years ended December 31 are as follows:

	Land	Buildings and improvements	Transportation, furniture and equipment	Total
Gross carrying amount				
At January 1, 2024 and December 31, 2024 and 2025	58,494,228	7,495,227	743,499	66,732,954
Accumulated depreciation and amortization				
At January 1, 2024	-	6,814,854	642,827	7,457,681
Depreciation and amortization (Note 10)	-	122,718	94,008	216,726
At December 31, 2024	-	6,937,572	736,835	7,674,407
Depreciation and amortization (Note 10)	-	122,719	6,664	129,383
At December 31, 2025	-	7,060,291	743,499	7,803,790
Net carrying amount				
At December 31, 2024	58,494,228	557,655	6,664	59,058,547
At December 31, 2025	58,494,228	434,936	-	58,929,164

There are no additions or disposals of property and equipment for the years ended December 31, 2025 and 2024. As at December 31, 2025, the fully depreciated assets still in use amounted to P5.65 million (2024 - P5.58 million).

Critical accounting estimate: Useful lives of long-lived assets

The Group estimates the useful life of each of its property and equipment based on the period over which the asset is expected to be available for use. Such estimation is based on a collective assessment of practices of similar businesses, internal technical evaluation and experience with similar assets. The estimated useful life of each asset is reviewed periodically and updated if expectations differ from previous estimates due to physical wear and tear, technical or commercial obsolescence and legal or other limits on the use of the asset. It is possible, however, that future results of operations could be materially affected by changes in the amounts and timing or recorded expenses brought about by changes in the factors mentioned above. A reduction in the estimated useful life of any item of property and equipment would increase the recorded operating expenses and decrease non-current assets.

If the actual useful lives of the property and equipment differ by 10% higher or lower from management's estimate, the carrying amount of property and equipment as at December 31, 2025 would be estimated P0.01 million higher or P0.01 million lower, respectively (2024 - P0.02 million higher or P0.02 million lower, respectively).

Critical accounting judgment: Impairment of long-lived assets

The Group likewise determines whether there are indicators of impairment on its property and equipment at least on an annual basis. This includes considering certain factors such as significant changes in asset usage, significant decline in assets' market value, obsolescence or physical damage of an asset, significant underperformance relative to expected historical or projected future operating results and significant negative industry or economic trends. If indicators of impairment have been identified, the Group determines the recoverable amount of the asset which is the higher of the asset's fair value less cost to sell and value-in-use.

The Group has assessed that there are no impairment indicators with respect to its non-financial assets as at December 31, 2025 and 2024.

6 Investment properties, net

Details of investment properties, net, and their movements during the years ended December 31 are as follows:

	Land	Land improvements	Condominium unit and parking slots	Total
Gross carrying amount				
At January 1, 2024	57,077,135	22,514,147	17,991,884	97,583,166
Additions	-	1,661,996	-	1,661,996
At December 31, 2024	57,077,135	24,176,143	17,991,884	99,245,162
Additions	-	-	-	-
At December 31, 2025	57,077,135	24,176,143	17,991,884	99,245,162
Accumulated depreciation and amortization				
At January 1, 2024	-	15,801,991	17,991,884	33,793,875
Depreciation and amortization (Note 10)	-	37,415	-	37,415
At December 31, 2024	-	15,839,406	17,991,884	33,831,290
Depreciation and amortization (Note 10)	-	37,415	-	37,415
At December 31, 2025	-	15,876,821	17,991,884	33,868,705
Net carrying amount				
At December 31, 2024	57,077,135	8,336,737	-	65,413,872
At December 31, 2025	57,077,135	8,299,322	-	65,376,457

There is no disposal of investment properties for the years ended December 31, 2025 and 2024. The additions for the year ended December 31, 2023 amounted to P6,444,014.

As at December 31, 2025, the fair values of the Group's investment properties approximate P1.10 billion (2024 - P1.10 billion). The fair value of the Group's investment properties was determined by an independent external appraiser using the sales comparison approach (market approach), which considers the sales of similar or substitute properties and related market data and establishes a value estimate by processes involving comparison. In general, a property being valued (a subject property) is compared with sales of similar properties that have been transacted in the market.

Certain investment properties are leased to tenants under operating leases, with fixed rentals payable monthly. There are no other variable lease payments that depend on an index or rate. Lease income from operating leases where the Parent Company is a lessor is recognized in income on a straight-line basis over the lease term. In 2025, rent income from investment properties amounted to P2.90 million (2024 - P2.77 million; 2023 - P2.65 million) (Note 11), while expenses incurred for investment properties consisting mostly of real property taxes and security services amounted to P4.67 million (2024 - P4.05 million; 2023 - P3.22 million).

Critical accounting estimate: Useful lives of long-lived assets

The Group estimates the useful life of each of its investment properties based on the period over which the asset is expected to be available for use. Such estimation is based on a collective assessment of practices of similar businesses, internal technical evaluation and experience with similar assets. The estimated useful life of each asset is reviewed periodically and updated if expectations differ from previous estimates due to physical wear and tear, technical or commercial obsolescence and legal or other limits on the use of the asset. It is possible, however, that future results of operations could be materially affected by changes in the amounts and timing or recorded expenses brought about by changes in the factors mentioned above.

If the actual useful lives of the investment properties differ by 10% higher or lower from management's estimate, the carrying amount of investment properties as at December 31, 2025 and 2024 would be estimated P3,401 higher or P4,157 lower, respectively.

Critical accounting judgment: Impairment of long-lived assets

The Group likewise determines whether there are indicators of impairment on its investment properties at least on an annual basis. This includes considering certain factors such as significant changes in asset usage, significant decline in assets' market value, obsolescence or physical damage of an asset, significant underperformance relative to expected historical or projected future operating results and significant negative industry or economic trends. If indicators of impairment have been identified, the Group determines the recoverable amount of the asset which is the higher of the asset's fair value less cost to sell and value-in-use.

Given that the fair values of the investment properties using the sales comparison approach (market approach) are higher than the carrying value, the Group has assessed that there are no impairment indicators with respect to its non-financial assets as at December 31, 2025 and 2024.

Critical accounting judgment: Transfers to or from investment properties

The Group transfers a property to, or from, investment property when, and only when, there is a change in use. A change in use occurs when the property meets, or ceases to meet, the definition of investment property and there is evidence of the change in use.

As at December 31, 2025 and 2024, the Group has assessed that there is no change in the use of its long-lived assets.

7 Other non-current assets

The account at December 31 consists of:

	2025	2024
Mine rehabilitation fund	29,540,558	29,495,682
Financial assets at fair value through other comprehensive income (FVOCI)	3,197,790	2,680,870
Miscellaneous deposits	2,677,197	2,695,515
	35,415,545	34,872,067

Mine Rehabilitation Fund

Pursuant to the requirements of Republic Act (RA) No. 7942, otherwise known as “The Philippine Mining Act of 1995”, the Group maintains a Mine Rehabilitation Fund (MRF) with the Land Bank of the Philippines. The MRF shall be used for the physical and social rehabilitation of areas affected by the Group’s quarrying activities, and for research in the social, technical and preventive aspects of the mine rehabilitation. Under the Group’s Operating Agreement with HAI (Note 16), HAI shall have the exclusive right to manage, operate and provide additional MRF as may be required by applicable laws and regulations provided that the MRF will remain in the name of the Group as the contracting party to the MPSA. In 2018, the final Mine Rehabilitation and Decommissioning Plan was approved by the DENR. As a result, the Group recognized a decommissioning liability amounting to P13.13 million representing funds received in 2018. In June 2019, HAI provided net additional funds to the MRF amounting to P10.03 million. As at December 31, 2025, the decommissioning liability amount to P23.32 million (2024 - P23.30 million).

The movement in MRF in 2025 and 2024 pertains to interest earned from the bank. The 2024 Plan has been submitted to and approved by the Contingent Liability and Rehabilitation Fund Steering Committee (CLRFSC) of the Mines and Geosciences Bureau. In 2025, the Certificate of Approval confirms the required Final Mine Rehabilitation and Decommissioning Fund (FMRDP), which shall be used in the final rehabilitation at the end of the approved project mine life. The Certificate has been signed and is currently being processed for barcoding. As at December 31, 2025 and 2024, the FMRDP Fund is sufficient to cover the required decommissioning liability.

Financial assets at FVOCI

Financial assets at FVOCI are composed of equity investments in listed entities and club shares amounting to P1,777,790 and P1,420,000, respectively (2024 - P1,760,870 and P920,000, respectively). Dividend income earned during the year ended December 31, 2025 amounts to P200,237 (2024 - nil; 2023 - nil).

The movement in financial assets at FVOCI for the years ended December 31 are as follows:

	2025	2024
Beginning balance	2,680,870	2,389,000
Fair value gain, gross of tax	516,920	291,870
Ending balance	3,197,790	2,680,870

Miscellaneous deposits

Miscellaneous deposits pertain to cash deposits in escrow fund set aside for settlement of labor cases filed by former employees.

Interest arising from time deposits for the MRF and miscellaneous deposits amounted to P0.04 million for the year ended December 31, 2025 (2024 - P0.03 million; 2023 - P0.04 million).

8 Trade and other payables

The account at December 31 consists of:

	2025	2024
Trade payables and accrued expenses	8,266,258	5,985,423
Payables to government agencies	2,274,949	2,062,047
Other payables	25,655	137,348
	10,566,862	8,184,818

Accrued expenses consist mainly of liabilities pertaining to professional fees, contracted services, and utilities.

Payables to government agencies mainly pertain to withholding taxes and output value added tax.

9 Equity

Details of the Group's share capital at December 31, 2025, 2024 and 2023 are as follows:

	Class A	Class B	Total
Common shares, P10 par value			
Authorized shares			
Number of shares	40,000,000	10,000,000	50,000,000
Amount	400,000,000	100,000,000	500,000,000
Issued and outstanding shares			
Number of shares	22,077,771	5,388,678	27,466,449
Amount	220,777,710	53,886,780	274,664,490

The Parent Company's Class A and Class B common shares are listed and traded in the PSE. There were no offerings made subsequent to the initial offerings for both classes of common shares.

As at December 31, 2025, issued and outstanding common shares are held by 548 shareholders (2024 - 548; 2023 - 545), of which 387 shareholders (2024 - 387; 2023 - 389) each own 100 or more shares.

Class A and Class B common shares have the same rights and privileges. Class A common shares shall be issued solely to Filipino citizens, while Class B common shares may be issued to Filipino and non-Filipino citizens.

As at December 31, 2025, there are 27,466,449 issued and outstanding Class A and Class B common shares (2024 - 27,466,449; 2023 - 27,466,449), of which 6,450,742 (2024 - 6,450,742; 2023 - 6,451,738) are publicly held which is 23.49% (2024 & 2023 - 23.49%) of the total issued shares, compliant to the minimum requirement of 10%. The latest closing price for Class A common shares as at December 31, 2025 was recorded at P48.30 per share (2024 - P40.10 per share; 2023 - P40.00 per share). Class B common shares were first traded on November 21, 2016. The latest closing price for Class B common shares as at December 31, 2025 was recorded at P52.90 per share (2024 - P43.05 per share; 2023 - P67.45 per share).

Cash dividends were declared to shareholders as authorized by the Parent Company's BOD as follows:

Date declared	Shareholders of record as at	Payable on	Dividend per share	Amount
March 23, 2023	April 12, 2023	May 4, 2023	0.843	23,154,217
March 21, 2024	April 10, 2024	May 2, 2024	1.072	29,444,033
March 13, 2025	April 11, 2025	April 25, 2025	1.6385	45,003,777

As at December 31, 2025, unclaimed dividends amount to P7.58 million (2024 - P7.43 million).

Subsequent events

Dividend declaration

In a meeting held on March 12, 2026, the Parent Company's BOD approved the declaration of cash dividends payable to shareholders of record as at April 10, 2026 amounting to P48.74 million (dividend per share of P1.7746).

Declassification of shares

In a meeting held on March 12, 2026, the Parent Company's BOD approved the amendment of the Parent Company's Articles of Incorporation to reflect the declassification of its common shares in compliance with the SEC Memorandum Circular No. 10-2025. The amendment is subject to shareholders' approval during the Annual Stockholders Meeting scheduled on April 30, 2026.

10 Operating expenses

The account for the years ended December 31 consists of:

	Notes	2025	2024	2023
Taxes and licenses		7,255,149	7,789,827	7,067,996
Contracted services		4,016,368	4,170,316	4,208,528
Professional fees		3,634,488	3,309,455	10,658,290
Dues and registrations		2,644,747	4,736,775	4,810,930
Personnel costs		1,939,836	1,569,051	1,271,879
Depreciation and amortization	5,6	166,798	254,141	264,828
Insurance		166,278	238,762	196,966
Employee benefits		157,818	38,524	61,112
Utilities		122,194	119,700	96,668
Transportation		97,156	98,090	111,983
Meetings		94,594	240,090	203,813
Others		202,599	89,324	60,772
		20,498,025	22,654,055	29,013,765

The above expenses are classified as:

	2025	2024	2023
Direct operating expenses	11,141,867	12,218,160	12,254,046
Other operating expenses	9,356,158	10,435,895	16,759,719
	20,498,025	22,654,055	29,013,765

Depreciation and amortization shown above are attributable to the following:

	Notes	2025	2024	2023
Property and equipment	5	129,383	216,726	227,413
Investment properties	6	37,415	37,415	37,415
		166,798	254,141	264,828

Details of personnel and employee benefits costs shown above are as follows:

	2025	2024	2023
Salaries and wages	1,668,246	1,368,943	1,114,552
Other benefits	429,408	238,632	218,439
	2,097,654	1,607,575	1,332,991

Retirement expense presented as part of Employee benefits under Operating expenses amounts to P157,818 for the year ended December 31, 2025 (2024 - P38,501; 2023 - P38,501).

11 Other income, net

Details of other income, net for the years ended December 31 are as follows:

	Notes	2025	2024	2023
Interest income on bank deposits	2,7	5,659,754	4,435,743	3,296,086
Rent income	6	2,896,073	2,769,829	2,647,729
Interest income on receivables		725,437	2,956,388	710,823
Dividend income	7	200,237	-	-
Others, net		(3,700)	(6,910)	(1,950)
		9,477,801	10,155,050	6,652,688

12 Income taxes

Income tax expense for the years ended December 31 consists of:

	2025	2024	2023
Current	9,277,279	9,004,711	7,576,896
Deferred	(23,673)	(4,320)	(7,230)
	9,253,606	9,000,391	7,569,666

Deferred income tax (DIT) assets, net as at December 31 are as follows:

	2025	2024
DIT assets		
Allowance for impairment of other receivables	1,434,562	1,434,562
Others	133,473	109,800
DIT liability		
Unrealized fair value gain on financial assets at FVOCI	(323,938)	(246,400)
	1,244,097	1,297,962

DIT assets and liability are expected to be realized/settled beyond 12 months from the reporting date.

The movements in DIT assets, net for the years ended December 31 are as follows:

	2025	2024
At January 1	1,297,962	1,337,422
Credited to profit or loss	23,673	4,320
Charged to other comprehensive income	(77,538)	(43,780)
At December 31	1,244,097	1,297,962

The reconciliation of income tax computed at the statutory income tax rate to the effective income tax expense recognized in profit or loss for the years ended December 31 follows:

	2025	2024	2023
Statutory income tax rate	25%	25%	25%
Income tax computed at statutory income tax rate	14,498,575	13,500,614	9,250,202
Adjustments to income tax resulting from:			
Availment of optional standard deduction (OSD)	(3,830,030)	(3,391,287)	(856,514)
Interest income subjected to final tax	(1,414,939)	(1,108,936)	(824,022)
Income tax expense	9,253,606	9,000,391	7,569,666

Critical accounting judgment: Recognition of deferred income tax assets

The Group reviews the carrying amounts of DIT assets at each reporting date and reduces DIT assets to the extent that it is no longer probable that sufficient future taxable profits will be available to allow all or part of the DIT assets to be utilized. As at December 31, 2025 and 2024, the DIT assets are deemed to be realizable.

13 Related party transactions

The table below summarizes the Group's transactions with its related parties for the years ended December 31:

	Description	2025	2024	2023
Management fees				
Ultimate parent company	Refer to (a) below	2,605,263	2,481,203	2,340,757
Dividends				
Immediate parent company	Refer to Note 9	34,420,920	22,520,131	17,709,394

There are no outstanding balances as at December 31, 2025 and 2024 arising from the above related party transactions.

Eliminations

There are no balances or transactions eliminated in preparing the consolidated financial statements since the investments in subsidiaries are fully impaired. Moreover, the subsidiaries have no balances and transactions.

(a) Management Agreement

During the Annual Stockholders' Meeting of CAC held on June 25, 2020, the shareholders unanimously approved the execution of the Management Agreement with OLC effective as at November 1, 2020 with a term of five years and an increased management fee, subject to annual escalation. The renewal of the agreement was approved during the Board of Directors' meeting held on March 13, 2025, extending for another five years. The Parent Company shall pay OLC a monthly fixed fee, subject to yearly escalation. The management agreement provides OLC the power and authority to supervise and direct day-to-day operations of the Parent Company.

Total management fee recognized is included as part of Professional fees under Operating expenses in the statement of total comprehensive income (Note 10). Invoices for management fee carry a 30-day term, interest-free and without any collateral.

Compensation of Key Management Personnel

There are no compensation and benefits paid in 2025 and 2024 to key management personnel as the management of the Group is covered by the Management Agreement.

14 Basic/diluted earnings per share

Basic/diluted earnings per share amounts are calculated as follows:

	2025	2024	2023
Net income for the year	48,740,695	45,002,066	29,431,142
Divided by weighted average number of common shares outstanding during the year	27,466,449	27,466,449	27,466,449
Basic/diluted earnings per share	1.77	1.64	1.07

The basic and diluted earnings per share are the same for all years presented above as the Group does not have dilutive potential common shares as at December 31, 2025, 2024 and 2023.

15 Cash generated from operations

Details of cash generated from operations for the years ended December 31 are as follows:

	Notes	2025	2024	2023
Income before income tax		57,994,301	54,002,457	37,000,808
Adjustments for:				
Interest income from banks	2,7,11	(5,659,754)	(4,435,743)	(3,296,086)
Interest income from receivables		(725,437)	(2,956,388)	(710,823)
Dividend income	7	(200,237)	-	-
Accrued retirement expense	10	157,818	38,501	38,501
Depreciation and amortization	5,6,10	166,798	254,141	264,828
Operating income before changes in operating assets and liabilities		51,733,489	46,902,968	33,297,228
Changes in operating assets and liabilities				
Decrease (increase) in:				
Receivables		8,946,505	1,110,788	(13,422,842)
Prepaid expenses		(40,052)	(708,275)	(64,164)
Other non-current assets		(26,558)	(82,342)	(40,958)
Increase (decrease) in:				
Trade and other payables		2,382,044	(5,829,723)	5,699,744
Decommissioning liability		11,837	6,993	9,446
Cash generated from operations		63,007,265	41,400,409	25,478,454

16 Significant agreements

Effective June 1, 2008, the Consortium, through HAI, took over the Group's quarrying operations by virtue of the Agreement dated January 18, 2008 executed between the Group and the Consortium. The Agreement provided for, among others, the execution of the following agreements:

- Operating Agreement with HAI (a);
- Asset Purchase Agreement with HAI, pursuant to which HAI purchased all the rights, title and interest of the Group in certain operating assets, which include property and equipment, for P217.6 million;
- Share Purchase Agreement with the Consortium, pursuant to which the Consortium purchased all the Group's rights, title and interest in HAI for P587 million; and
- Trademark License Agreement with HAI (b).

The Asset Purchase and Share Purchase Agreements were consummated in 2008.

(a) Operating Agreement with HAI

On January 23, 2008, the Group executed an Operating Agreement with HAI, pursuant to which HAI shall, among others:

- Extract aggregates at least at the minimum extraction rate, which means 1.6 million metric tons (MMT) (or 1.06 million cubic meters) per annum at the ECC maximum extraction limit of 2.7 MMT (or 1.8 million cubic meters) per annum at the time the Operating Agreement was executed and after the second anniversary date of the approval by the DENR of the Group's application for increase of the maximum annual extraction limit from 2.7 MMT to 5.25 MMT (or 3.6 million cubic meters); the minimum extraction limit increased to 2.6MMT per annum (or 1.74 million cubic meters).
- Conduct quarrying operations for a period of fifteen (15) years: (i) in accordance with the MPSA between the Group and the DENR, the ECC issued by the DENR, applicable laws and regulations and applicable industry standards; and (ii) in accordance with the existing development plan of the Group.

MPSA represents Mineral Production Sharing Agreement No.032-95-IV (1st MPSA) and No.055-96-IV (2nd MPSA) entered into with the DENR. In 2022, the 1st and 2nd MPSAs are renewed for another 25-year term ending in years 2045 and 2046, respectively.

- Pay royalty to the Group with the following terms:
 - (i) two-and-a-half percent (2.5%) of the value of the aggregates sold, which increased to four percent (4%) commencing June 1, 2023, pursuant to the Addendum to the Operating Agreement;
 - (ii) a lump-sum amount of P300 million after the approval by the DENR of the increase in the maximum extraction rate from 2.7 MMT to 5.25 MMT per annum; and
 - (iii) the royalty amount to be adjusted/indexed annually to the weighted average price of the aggregates sold on an arms' length pricing.
- Maintain the MPSA in good standing, as well as complete and accurate records relating to the quarrying operations.

In 2008 and 2009, the Group had recognized the lump sum amount as royalty fee due to the fulfillment of the conditions contained in an Amendment to the Agreement dated January 18, 2008 executed by the Group and the Consortium. In 2010, the Group had received the full settlement of P300 million lump sum amount in accordance with the agreed payment terms.

An Addendum to the Operating Agreement was executed by and between the Parent Company and HAI to extend the term of the Operating Agreement commencing June 1, 2023 until March 31, 2028. The terms and conditions of the original Agreement remain in full force and effect for the entire duration of the revised term, and includes the following additional terms: [1] the obligation of HAI to extract aggregates based on the Production Schedule and following the Quarry Extraction Plan, [2] the obligation of HAI to rehabilitate the quarry site in accordance with the Quarry Rehabilitation Plan, and [3] the amount of royalty payable by HAI to CAC will be computed using the revised rate of four percent (4%) of the gross selling price of the aggregates sold, either by HAI or any party related or affiliated with HAI, to a third party or to non-affiliated customers, without any deductions.

Basic royalty fee amounted to P69.01 million in 2025 (2024 - P66.50 million; 2023 - P59.36 million). Outstanding receivable arising from royalty fee amounted to P20.27 million as at December 31, 2025 (2024 - P29.21 million) (Note 3). From tax standpoint, the royalty fees billed and collected from HAI are treated as revenue from lease of mining rights and are considered as rental income subject to income tax and 5% withholding tax and does not qualify within the definition of royalty under Section 24 of the National Internal Revenue Code of 1997 subject to 20% final withholding tax. The royalty fees presented in the statement of income and rental income reported in the tax returns pertain to one and the same revenue.

(b) Trademark License Agreement

On June 2, 2008, in relation to the Operating Agreement, the Group and HAI entered into a Trademark License Agreement granting HAI a license to use the following trademarks and service marks for the period and under the terms and conditions set out in the said agreement:

- "Concrete Aggregates Corp. and Device";
- "Blue Sand";
- "Blue Sand and Device";
- "Blue Rock";
- "Blue Rock and Device"; and
- "Blue Sand Vibro and Device".

No separate fees are charged to HAI in relation to this agreement; fees are embedded in the determination of royalty fees charged to HAI on account of the Operating Agreement discussed above.

17 Contingencies

The Group is involved in various legal proceedings incidental to its normal business activities. The Group's management and legal counsel are of the opinion that the amount of the ultimate liability with respect to these matters would not have a material adverse effect on the financial position, financial performance, or liquidity of the Group. The detailed information of these legal proceedings was not disclosed as it might prejudice the ongoing litigations.

18 Subsequent events

No subsequent events occurred from December 31, 2025 up to March 12, 2026 other than the dividend declaration and declassification of shares disclosed in Note 9.

19 Critical accounting estimates, assumptions and judgments

The Group makes estimates and assumptions concerning the future. The resulting accounting estimates will, by definition, seldom equal the related actual results. The estimates, assumptions and judgments that have a significant risk of causing a material adjustment to the carrying amounts of assets and liabilities within the next financial year are discussed below. Estimates, assumptions and judgments are continually evaluated and are based on historical experience and other factors, including expectations of future events that are believed to be reasonable under the circumstances.

a) *Critical accounting estimates and assumptions*

- *Expected credit loss on receivables (Note 3)*
- *Useful lives of long-lived assets (Notes 5 and 6)*

b) *Critical judgments in applying the Group's accounting policies*

- *Impairment of long-lived assets (Notes 5 and 6)*
- *Transfers to or from investment properties (Notes 5 and 6)*
- *Recognition of deferred income tax assets (Note 12)*

20 Financial risk and capital management

The Group's activities expose it to a variety of financial risks: credit risk, market risk and liquidity risk. The Group's overall risk management program focuses on the unpredictability of financial markets and seeks to minimize potential adverse effects on the Group's financial performance.

The Group's risk management policies are designed to identify and analyze these risks and to monitor the risks by means of reliable and up-to-date information systems. The Group regularly reviews its risk management policies and systems to reflect changes in markets, products and emerging best practices.

The Group's management, under the direction of the BOD, is responsible for the management of financial risks. The objective of risk management is to minimize adverse impact on the Group's financial performance due to the unpredictability of financial markets.

The most important types of risk the Group manages are credit risk and liquidity risk.

The Group has no significant assets and liabilities exposed to significant market risks such as foreign currency risk, cash flow and fair value interest rate risk and price risk.

20.1 Financial risk management

20.1.1 Credit risk

Credit risk refers to the risk that a counterparty will cause a financial loss to the Group by failing to discharge an obligation. Significant changes in the economy, or in the prospects of a particular industry segment that may represent a concentration in the Group's business, could result in losses that are different from those provided for at the reporting date. Management therefore carefully manages its exposure to credit risk. Credit exposures arise principally from cash and cash equivalents, receivables and miscellaneous deposits. Credit risk is closely monitored by the Group's management on an ongoing basis.

The maximum credit risk exposure relating to significant financial assets in the consolidated statement of financial position follows:

	Notes	2025	2024
Cash and cash equivalents	2	183,938,593	168,277,446
Receivables			
Trade receivables	3	20,270,461	29,231,966
Other receivables, net	3	277,634	262,634
Other non-current assets			
Mine rehabilitation fund	7	29,540,558	29,495,682
Miscellaneous deposits	7	2,677,197	2,695,515
		236,704,443	229,963,243

Cash and cash equivalents exclude cash on hand as at December 31, 2025 amounting to P40,000 (2024 - P60,000) (Note 2).

The Group does not hold any collateral as security for receivables noted above. There were no financial assets whose terms were renegotiated during the years ended December 31, 2025 and 2024.

Credit quality of financial assets

The credit quality of financial assets is managed by the Group using internal credit ratings. The table below summarizes the credit quality of the Group's financial assets:

	Neither past due nor impaired		Past due but not impaired	Impaired	Total
	High grade	Standard grade			
2025					
Cash and cash equivalents	183,938,593	-	-	-	183,938,593
Receivables					
Trade receivables	-	6,788,825	13,481,636	-	20,270,461
Other receivables, gross	-	277,634	-	9,274,095	9,551,729
Other non-current assets					
Mine rehabilitation fund	29,540,558	-	-	-	29,540,558
Miscellaneous deposits	2,677,197	-	-	-	2,677,197
	216,156,348	7,066,459	13,481,636	9,274,095	245,978,538

	Neither past due nor impaired		Past due but not impaired	Impaired	Total
	High grade	Standard grade			
2024					
Cash and cash equivalents	168,277,446	-	-	-	168,277,446
Receivables					
Trade receivables	-	3,644,534	25,587,432	-	29,231,966
Other receivables, gross	-	262,634	-	9,274,095	9,536,729
Other non-current assets					
Mine rehabilitation fund	29,495,682	-	-	-	29,495,682
Miscellaneous deposits	2,695,515	-	-	-	2,695,515
	200,468,643	3,907,168	25,587,432	9,274,095	239,237,338

High grade rating is given to those counterparties with no history of default. On the other hand, standard grade rating is given to counterparties or customers with low collection risk and with history of default but eventually, collection of amounts due were made.

Past due but not impaired pertain to financial assets aged beyond the normal credit period but are still not impaired. As at December 31, 2025 and 2024, trade receivables are assessed to be highly collectible based on historical and actual experience of the Group.

Neither past due nor impaired, past due but not impaired and impaired pertains to performing, underperforming and non-performing financial assets, respectively.

The Group manages credit risk on its cash and cash equivalents by placing investments in banks that qualified in the criteria of the Group. Some of these criteria are stability, financial performance, industry-accepted ratings, quality, diversity and responsiveness of products and services.

As at December 31, 2025, the Group's cash in bank and cash equivalents, as well as the mine rehabilitation fund and miscellaneous deposits, are maintained in universal banks.

The Group's trade receivables are accounts with HAI, which are assessed to be fully collectible. The trade receivable as at December 31, 2024 was fully collected in 2025. As at March 12, 2026, the trade receivables are fully collected, thus, no ECL was recognized from these receivables.

The balance of impaired other receivables in 2025 and 2024 pertains to receivables from customers of discontinued Engineering and Construction Division of the Group amounting to P9.27 million (Note 3), which has been outstanding for more than 10 years.

20.1.2 Market risk

Market risk is the risk of loss of future earnings or future cash flows arising from changes in the price of a financial instrument. The value of a financial instrument may change as a result of changes in equity prices, interest rates, foreign currency exchange rates and other market changes.

The Group has no exposure to foreign exchange risk as it has no assets, liabilities or transactions denominated in foreign currency.

The Group is not exposed to cash flow and fair value interest rate risks as there are no variable-interest-bearing financial assets and liabilities.

The Group has minimal exposure to equity price risk which arises mainly from financial assets at FVOCI. Equity price risk arises because of fluctuations in market prices of equity securities. The Group is not exposed to commodity price risk.

20.1.3 Liquidity risk

Liquidity risk is the risk that the Group will be unable to meet its payment obligations associated with its financial liabilities when they fall due. The consequence may be the failure to meet obligations to repay creditors and fulfill commitments.

The Group's liquidity management process, as carried out within the Group and monitored by management includes:

- Day-to-day funding requirement, managed by monitoring future cash flows to ensure that requirements can be met;
- Prudent management of cash and cash equivalents;
- Efficient cash collection program; and
- Monitoring liquidity ratios in the statement of financial position against internal requirements.

Monitoring and reporting take the form of cash flow measurement and projections for the next day, week and month, respectively, as these are key periods for liquidity management. The starting point for these projections is an analysis of the contractual maturity of the financial liabilities and the expected collection date of the financial assets.

The table below summarizes the maturity profile of the Group's financial liabilities at December 31 based on contractual undiscounted payments:

	Less than 3 months	3 to 12 months	More than one year	Total
2025				
Trade payables and Accrued expenses	8,266,258	-	-	8,266,258
Dividends payable	7,580,899	-	-	7,580,899
Rental deposits	-	-	473,700	473,700
Decommissioning liability	-	-	23,316,336	23,316,336
Other payables	25,655	-	-	25,655
	15,872,812	-	23,790,036	39,662,848
2024				
Trade payables and Accrued expenses	5,985,423	-	-	5,985,423
Dividends payable	7,432,806	-	-	7,432,806
Rental deposits	-	-	473,700	473,700
Decommissioning liability	-	-	23,304,499	23,304,499
Other payables	-	137,348	-	137,348
	13,418,229	137,348	23,778,199	37,333,776

As at December 31, 2025, payables to government agencies amounting to P2.27 million (2024 - P2.06 million) (Note 8) are considered non-financial liabilities.

Management does not foresee any significant liquidity risk due to its strong cash position as at the reporting date.

20.2 Fair value estimation

The Group uses sales comparison approach (market approach) in determining the fair values of its investment properties which uses observable inputs such as prices, broker quotes and other relevant information generated by market transactions involving identical or comparable assets or group of assets. Insignificant amount of adjustments are made to the valuations taking into consideration the specific circumstances of the properties. The fair values of the Group's investment properties, as disclosed in Note 6, fall under Level 2 of the fair value hierarchy. The main Level 2 inputs used by the Group pertain to marketability and size.

The following table presents the Group's financial assets that are measured at fair value at December 31 following the fair value hierarchy definition as described in Note 21.10 - Fair value measurement:

	Level 1	Level 2	Total
2025			
Recurring measurements			
Financial assets at FVOCI	-	3,197,790	3,197,790
2024			
Recurring measurements			
Financial assets at FVOCI	-	2,680,870	2,680,870

Level 2 category includes the Group's investments in club shares and preferred shares of listed companies as their prices are not derived from a market considered as active due to lack of sufficient volume of trading activities among market participants at the end of each reporting period.

The fair values of the Group's decommissioning liability and rental deposits approximate their carrying values as the impact of discounting is not significant. The remaining financial assets and liabilities are generally short-term in nature, thus, fair value approximates carrying amount.

There are no financial instruments classified as Level 1 and 3 as at December 31, 2025 and 2024. There were also no transfers between the levels in the fair value hierarchy during the years ended December 31, 2025 and 2024.

20.3 Capital management

The primary objective of the Group's capital management is to safeguard its ability to continue as a going concern, so that it can continue to provide returns to shareholders and benefits to other stakeholders, and to maintain an optimal capital structure to reduce the cost of capital.

The Group manages its capital structure and makes adjustments to it, in light of changes in economic conditions. To maintain or adjust the capital structure, the Group may adjust the dividend payment to shareholders, return capital to shareholders or issue new shares.

The Group's capital consists of total equity (less any reserves) as shown in the consolidated statement of financial position, which is calculated at December 31 as follows:

	Note	2025	2024
Share capital	9	274,664,490	274,664,490
Share premium		1,069,304	1,069,304
Retained earnings		49,713,234	45,976,316
		325,447,028	321,710,110

As part of the reforms of the PSE to expand capital market and improve transparency among listed companies, the PSE requires listed entities to maintain a minimum of ten percent (10%) of their issued and outstanding shares, exclusive of any treasury shares, held by the public. The Parent Company has fully complied with this requirement as at December 31, 2025 with 6,450,742 shares (2024 - 6,450,742) equivalent to 23.49% of the total issued shares (2024 - 23.49%) (Note 9).

There are no changes in the Group's capital management policies as at December 31, 2025 and 2024.

21 Summary of material accounting policies

The material accounting policies adopted in the preparation of these consolidated financial statements are set out below. These policies have been consistently applied to all the years presented, unless otherwise stated.

21.1 Basis of preparation

The financial statements of the Group have been prepared in accordance with Philippine Financial Reporting Standards (PFRS) Accounting Standards. PFRS Accounting Standards comprise the following authoritative literature:

- PFRS Accounting Standards
- PAS Standards, and
- Interpretations issued by the International Financial Reporting Interpretations Committee (IFRIC), Philippine Interpretations Committee (PIC), and Standing Interpretations Committee (SIC) as approved by the Financial and Sustainability Reporting Standards Council (FSRSC) and the Board of Accountancy, and adopted by the SEC.

These consolidated financial statements have been prepared under the historical cost convention, as modified by the revaluation of FVOCI financial assets included under other non-current assets (Note 7).

The preparation of these consolidated financial statements in conformity with PFRS Accounting Standards requires the use of certain critical accounting estimates. It also requires management to exercise its judgment in the process of applying the Group's accounting policies. The areas involving a higher degree of judgment or complexity, or areas where assumptions and estimates are significant to the consolidated financial statements are disclosed in Note 19. These consolidated financial statements have been prepared under the going concern assumption.

Changes in accounting policies and disclosures

(a) Amendments to existing standards and interpretation adopted by the Group

There are no new standards, amendments to existing standards and interpretations which are effective for the financial year beginning on January 1, 2025 are considered relevant or material to the financial statements of the Group.

(b) Amendments to existing standards not yet effective and not yet adopted by the Group

The following new accounting standards are not mandatory for December 31, 2025 reporting period and has not been early adopted by the Group:

- PFRS 18, '*Presentation and Disclosure in Financial Statements*'

This is the new standard on presentation and disclosure in financial statements, which replaces PAS 1, with a focus on updates to the statement of profit or loss.

The key new concepts introduced in PFRS 18 relate to:

- The structure of the statement of profit or loss with defined subtotals;
- Requirement to determine the most useful structure summary for presenting expenses in the statement of profit or loss
- Required disclosures in a single note within the financial statements for certain profit or loss performance measures that are reported outside an entity's financial statements (that is, management-defined performance measures); and
- Enhanced principles on aggregation and disaggregation which apply to the primary financial statements and notes in general

The above amendment is not expected to have a material impact on the Group's financial statements.

- Amendments to the Classification and Measurement of Financial Instruments – Amendments to PFRS 9 and PFRS 7

On May 30, 2024, the IASB issued targeted amendments to PFRS 9 Financial Instruments and PFRS 7 Financial Instruments: Disclosures to respond to recent questions arising in practice, and to include new requirements not only for financial institutions but also for corporate entities. These amendments:

- Clarify the date of recognition and derecognition of some financial assets and liabilities, with a new exception for some financial liabilities settled through an electronic cash transfer system;
- Clarify and add further guidance for assessing whether a financial asset meets the solely payments of principal and interest (SPPI) criterion;
- Add new disclosures for certain instruments with contractual terms that can change cash flows (such as some financial instruments with features linked to the achievement of environment, social and governance targets); and
- Update the disclosures for equity instruments design

The above amendments are not expected to have a material impact on the Group's financial statements.

There are no other standards, amendments to existing standards or interpretations effective subsequent to December 31, 2025 that are considered relevant or would be expected to have a material impact on the Group's financial statements.

21.2 Consolidation

The consolidated financial statements comprise the financial statements of the Parent Company and its wholly owned subsidiaries, CIAC and CMSC (Note 1) as at December 31, 2025 and 2024 and for each of the three years in the period ended December 31, 2025. The subsidiaries' financial statements are prepared for the same reporting year as the Parent Company. The Group uses uniform accounting policies. Details of the subsidiaries are presented in Note 1.

Subsidiaries are all entities (including structured entities) over which the Group has control. The Group controls an entity when the Group is exposed to, or has rights to, variable returns from its involvement with the entity and has the ability to affect those returns through its power over the entity. Subsidiaries are fully consolidated from the date on which control is transferred to the Group. They are deconsolidated from the date that control ceases.

The subsidiaries have no balances and operations as at reporting date. Moreover, investment balance has already been reduced to zero.

21.3 Cash and cash equivalents

Cash and cash equivalents include cash on hand, bank deposits and other short-term highly liquid investments with maturities of three months or less from the dates of acquisition and that are subject to insignificant risk of changes in value.

Cash and cash equivalents are recognized at face value or nominal amount.

21.4 Receivables

Trade receivables arising from royalty agreement and rent, with normal credit term of 15-30 days, are recorded initially at fair value and subsequently measured at amortized cost less any allowance for impairment. Fair value approximates invoice amount due to the short-term nature of these receivables.

Receivables from officers and employees are recognized when the contractual right to receive cash from the officer or employee is established. These are measured at nominal amount (due to their generally short-term maturity) less any allowance for impairment.

Allowance for impairment of receivables is maintained at a level considered adequate to provide for uncollected receivables. ECL on trade and other receivables are unbiased probability-weighted estimates of credit losses which are determined by evaluating a range of possible outcomes and taking into account past events, current conditions and assessment of future economic conditions.

The relevant policies on classification, recognition, measurement, impairment and derecognition are further disclosed in Note 21.5.

21.5 Financial instruments

(i) Classification

The Group classifies its financial assets in the following measurement categories:

- those to be measured subsequently at fair value through other comprehensive income (OCI), and,
- those to be measured at amortized cost.

The classification depends on the entity's business model for managing the financial assets and the contractual terms of the cash flows.

For financial assets measured at fair value, gains and losses will be recorded in OCI. For investments in equity instruments that are not held for trading, this will depend on whether the Group has made an irrevocable election at the time of initial recognition to account for the equity.

The Group reclassifies debt investments when, and only when, its business model for managing those assets changes.

The financial liabilities are classified by the Group at amortized cost.

(ii) Recognition

The Group recognizes a financial asset or a financial liability in the consolidated statement of financial position when it becomes a party to the contractual provisions of the instrument. Regular way purchases and sales of financial assets are recognized on trade date, the date on which the Group commits to purchase or sell the financial asset.

(iii) Measurement

At initial recognition, the Group measures a financial asset or liability at its fair value plus or minus, in the case of a financial asset or liability not at Fair Value Through Profit or Loss (FVTPL), transaction costs that are directly attributable to the acquisition of the financial asset or liability.

(a) Financial assets - debt instruments

Subsequent measurement of debt instruments depends on the Group's business model for managing the financial asset and the cash flow characteristics of the financial asset. The Group classifies its debt instruments as amortized cost. Financial assets that are held for collection of contractual cash flows where those cash flows represent solely payments of principal and interest are measured at amortized cost. Interest income from these financial assets is included in finance income using the effective interest rate method. Any gain or loss arising on derecognition is recognized directly in profit or loss and presented in "Other income, net" account together with foreign exchange gains and losses. Impairment losses are presented as part of operating expenses in profit or loss.

This financial asset classification applies primarily to the Group's cash and cash equivalents (Note 2), receivables, net (Note 3) and other non-current assets (Note 7).

(b) Financial assets - equity instruments

The Group subsequently measures all equity investments at fair value. Where the Group's management has elected to present fair value gains and losses on equity investments in OCI, there is no subsequent reclassification of fair value gains and losses to profit or loss following the derecognition of the investment. Dividends from such investments continue to be recognized in profit or loss as other income when the Group's right to receive payments is established.

Impairment losses (and reversal of impairment losses) on equity investments measured at FVOCI are not reported separately from other changes in fair value.

The Group's investments in equity instruments as at December 31, 2025 and 2024 pertain to listed shares and club shares which are not held for trading; thus, classified as financial assets at FVOCI.

(c) Financial liabilities

The Group's financial liabilities are subsequently measured at amortized cost using the effective interest rate method.

This accounting policy applies to the Group's trade and other payables (Note 21.12).

(iv) Impairment

The Group assesses on a forward-looking basis the ECL associated with its financial assets carried at amortized cost. The Group recognizes a loss allowance for such losses at each reporting date.

The measurement of ECL reflects:

- An unbiased and probability-weighted amount that is determined by evaluating a range of possible outcomes;
- The time value of money; and,
- Reasonable and supportable information that is available without undue cost or effort at the reporting date about past events, current conditions and forecasts of future economic conditions.

The Group applied the simplified approach permitted by PFRS 9 for its receivables, which requires expected lifetime losses to be recognized from initial recognition of the receivables. To measure the ECL, receivables have been grouped based on shared credit risk characteristics and the days past due.

The expected loss rates are based on the historical profiles of receivable balances and the corresponding historical credit losses experienced for these balances. The historical loss rates are adjusted to reflect current and forward-looking information on macroeconomic factors affecting the ability of the customers to settle the receivables.

Impairment losses on receivables are presented as part of operating expenses in profit or loss. Subsequent recoveries of amounts previously written-off are credited to "Other income, net" account in statement of income.

(v) Determination of fair value

The fair value for financial instruments traded in active markets at the financial reporting date is based on their quoted market price or dealer price quotations (bid price for long positions and ask price for short positions), without any deduction for transaction costs. When current bid and asking prices are not available, the price of the most recent transaction provides evidence of the current fair value as long as there has not been a significant change in economic circumstances since the time of the transaction. For all other financial instruments not listed in an active market, the fair value is determined by using appropriate valuation techniques. Valuation techniques include net present value techniques, comparison to similar instruments for which market observable prices exist and other relevant valuation models. Any difference noted between the fair value and the transaction price is treated as expense or income, unless it qualifies for recognition as some type of asset or liability.

(vi) Derecognition of financial assets and liabilities

(a) *Financial asset*

A financial asset (or, where applicable a part of a financial asset or part of a group of financial assets) is derecognized when:

- the right to receive cash flows from the asset has expired;
- the Group has transferred its rights to receive cash flows from the asset and has assumed an obligation to pay them in full without material delay to a third party under a “passthrough” arrangement; or either (i) has transferred substantially all the risks and rewards of the asset, or (ii) has neither transferred nor retained the risk and rewards of the asset but has transferred the control of the asset.

Where the Group has transferred its rights to receive cash flows from an asset or has entered into a “pass-through” arrangement, and has neither transferred nor retained substantially all the risks and rewards of the asset nor transferred control of the asset, the asset is recognized to the extent of the Group’s continuing involvement in the asset. Continuing involvement that takes the form of a guarantee over the transferred asset is measured at the lower of original carrying amount of the asset and the maximum amount of consideration that the Group could be required to repay.

(b) *Financial liability*

A financial liability is derecognized when the obligation under the liability is discharged, cancelled, or has expired. Where an existing financial liability is replaced by another from the same lender on substantially different terms, or the terms of an existing liability are substantially modified, such an exchange or modification is treated as a derecognition of the original liability and the recognition of a new liability, and the difference in the respective carrying amounts is recognized in profit or loss.

21.6 Prepaid expenses

Prepaid expenses are amortized and charged to expenses when incurred.

Prepaid expenses are recognized in the event that payments have been made in advance of obtaining right of access to good or receipt of services and measured at nominal amounts. These are derecognized from the statement of financial position upon delivery of goods or services, through amortization over a period of time, and use of consumption.

21.7 Property and equipment

Property and equipment, excluding land, are stated at cost less accumulated depreciation and amortization and any impairment losses. Land as presented in Note 5 pertains to quarry land utilized in the operations. Land is stated at cost less any impairment losses and is not subject to depreciation.

The initial cost of property and equipment is comprised of the purchase price and costs directly attributable to bringing the assets to their intended use. The cost of self-constructed assets includes the cost of materials and direct labor, any other costs directly attributable to bringing the asset to a working condition for its intended use, and the costs of dismantling and removing the items and restoring the site on which they are located.

Subsequent expenditures incurred after the assets have been put into operation are included in the asset's carrying amount or recognized as a separate asset, as appropriate, only when it is probable that future economic benefits associated with the item will flow to the Group and the cost of the item can be measured reliably. All other repairs and maintenance costs are charged to profit or loss during the period in which they are incurred.

Depreciation is recognized in profit or loss on a straight-line basis over the estimated useful lives of the assets, as follows:

	In years
Buildings and improvements	20
Transportation, furniture and equipment	3 to 5

The useful lives and depreciation and amortization methods are reviewed periodically to ensure that the periods and method of depreciation and amortization are consistent with the expected pattern of economic benefits from the items of property and equipment.

The asset's residual values and useful lives are reviewed, and adjusted if appropriate, at each reporting date. An asset's carrying amount is written down immediately to its recoverable amount if the asset's carrying amount is greater than its estimated recoverable amount (Note 21.11).

Fully depreciated assets are retained in the accounts until they are no longer in use. No further charge for depreciation is made in respect of those assets.

The carrying amount of an item of property and equipment is derecognized on disposal or when no future economic benefits are expected from its use or disposal. When assets are derecognized, their cost, accumulated depreciation and amortization and accumulated impairment losses, if any, are eliminated from the accounts and any resulting gain or loss is included in profit or loss of such period.

21.8 Investment property

Properties that are held for long-term rental yields or for capital appreciation or both, and that are not occupied by the Group, are classified as investment property. Investment properties comprise land and improvements, condominium unit and parking slots leased out under operating lease agreements.

Recognition of investment property takes place only when it is probable that the future economic benefits that are associated with the property will flow to the Group and the cost can be measured reliably. This is usually the day when all the risks and rewards are transferred to the Group.

Investment property is measured initially at cost, including transaction costs. Cost is the fair value of the consideration given to acquire the property which includes transaction costs such as legal fees and taxes on the purchase of the property. The cost of a self-constructed asset includes all directly attributable costs required to bring the property to its required working condition.

Subsequent to initial recognition, investment property, except land, is measured at cost less accumulated depreciation and any accumulated impairment losses. Land, which is not subject to depreciation, is carried at cost less any impairment losses. Subsequent expenditure should demonstrably enhance the original asset to qualify for asset recognition. Repairs and maintenance costs are charged to profit or loss during the year in which they are incurred.

Depreciation and amortization on investment property, except land, is recognized in profit or loss on a straight-line basis over 10 years.

Transfers to, or from, investment property are made when, and only when, there is a change in use.

A transfer is made to investment property when owner-occupation has ended and/or an operating lease to another party has commenced. A transfer is made from investment property to property and equipment when owner-occupation has commenced. A transfer between investment property, property and equipment does not change the carrying amount of the property transferred nor does it change the cost of that property for measurement or disclosure purposes. Transfers to investment property do not result in gain or loss.

An asset's carrying amount is written down immediately to its recoverable amount if the asset's carrying amount is greater than its estimated recoverable amount (Note 21.11).

Investment property is derecognized when it has either been disposed of or when the investment property is permanently withdrawn from use and no future benefit is expected from its disposal. Gain or loss on derecognition of investment property is calculated as the difference between any disposal proceeds and the carrying amount of the related asset and is recognized in profit or loss in the year of derecognition.

21.9 Mine rehabilitation fund/Decommissioning liability

Pursuant to the requirements of Republic Act (RA) No. 7942, otherwise known as "The Philippine Mining Act of 1995", the Group maintains a Mine rehabilitation fund (MRF). The MRF shall be used for the physical and social rehabilitation of areas affected by the Group's quarrying activities, and for research in the social, technical and preventive aspects of the mine rehabilitation. Under the Group's Operating Agreement with HAI (Note 16), HAI shall have the exclusive right to manage, operate and provide additional MRF as may be required by applicable laws and regulations provided that the MRF will remain in the name of the Group as the contracting party to the MPSA. In addition, HAI shall have the responsibility to rehabilitate the mine site and provide the funds for the final mine rehabilitation and decommissioning plan. The funds received by the Group are restricted for the sole purpose of rehabilitating the mine site. These are presented as mine rehabilitation fund in other non-current assets and a related decommissioning liability is recognized.

21.10 Fair value measurement

Fair value is the price that would be received to sell an asset or paid to transfer a liability in an orderly transaction between market participants at the measurement date.

The fair value of financial and non-financial liabilities takes into account non-performance risk, which is the risk that the entity will not fulfill an obligation.

The Group classifies its fair value measurements using a fair value hierarchy that reflects the significance of the inputs used in making the measurements.

The appropriate level is determined on the basis of the lowest level input that is significant to the fair value measurement.

(a) Financial assets and financial liabilities

The fair value of financial instruments traded in active markets is based on quoted market prices at the reporting date. A market is regarded as active if quoted prices are readily and regularly available from an exchange, dealer, broker, industry group, pricing service, or regulatory agency, and those prices represent actual and regularly occurring market transactions on an arm's length basis. The quoted market price within the bid-ask spread that is most representative of fair value is used. These instruments are included in Level 1.

The fair value of financial instruments that are not traded in an active market (for example, over-the-counter derivatives) is determined by using valuation techniques. These valuation techniques maximize the use of observable market data where it is available and rely as little as possible on entity specific estimates. If all significant inputs required to fair value an instrument are observable, the instrument is included in Level 2.

If one or more of the significant inputs is not based on observable market data, the instrument is included in Level 3.

(b) Non-financial assets

The fair value of a non-financial asset is measured based on its highest and best use.

The Group uses valuation techniques that are appropriate in the circumstances and applies the technique consistently. Commonly used valuation techniques are as follows:

- Market approach - A valuation technique that uses prices and other relevant information generated by market transactions involving identical or comparable (i.e., similar) assets, liabilities or a group of assets and liabilities, such as a business.
- Income approach - Valuation techniques that convert future amounts (e.g., cash flows or income and expenses) to a single current (i.e., discounted) amount. The fair value measurement is determined on the basis of the value indicated by current market expectations about those future amounts.
- Cost approach - A valuation technique that reflects the amount that would be required currently to replace the service capacity of an asset (often referred to as current replacement cost).

As at December 31, 2025 and 2024, there are no material assets and liabilities carried at fair value.

21.11 Impairment of non-financial assets

Property and equipment and investment properties that have finite useful lives are reviewed for impairment annually or whenever events or changes in circumstances indicate that carrying amounts may not be recoverable. An impairment loss is recognized in profit or loss for the amount by which the asset's carrying amount exceeds its recoverable amount. The recoverable amount is the higher of an asset's fair value less costs to sell and value-in-use. For purposes of assessing impairment, assets are grouped at the lowest levels for which there are separately identifiable cash flows (cash-generating units). Non-financial assets that are impaired are reviewed for possible reversal of impairment at each reporting date.

21.12 Trade and other payables

Trade and other payables (excluding payables to government agencies) are recognized, measured and derecognized using the accounting policies for financial liabilities at amortized cost as discussed in Note 21.5.

Payables to government agencies are recognized in the period when a legally enforceable claim against the Group is established.

Trade and other payables are classified as current liabilities if payment is due within one year or less. If not, they are presented as non-current liabilities.

21.13 Share capital; Share premium and Retained earnings

Common shares, which are stated at par value, are classified as share capital.

Share premium represents premiums or consideration received in excess of par value on the issuance of share capital.

Incremental costs directly attributable to the issue of new shares or options are shown in equity as a deduction from the proceeds, net of tax.

Retained earnings include current and prior years' results, net of dividends declared, if any.

21.14 Dividend distribution

The Group pays cash dividend as its cash position permits and retains that portion of earnings needed for future development projects and other business requirements.

Dividend distribution to the shareholders is recognized as a liability in the period in which the dividends are approved by the BOD.

21.15 Earnings per share (EPS)

Basic EPS is calculated by dividing net income for the year attributable to the common shareholders of the Group by the weighted average number of common shares outstanding during the year.

21.16 Revenue and expense recognition

(a) Royalty fees

The Group's sole performance obligation to HAI is to provide the right to conduct quarrying operations in exchange for a variable consideration in the form of royalty fees. Thus, revenue is earned and calculated as a fixed percentage of the monthly sales and volume report as stated in the Operating Agreement with HAI (Note 16) and is recognized at a point in time.

No element of significant financing is deemed present as the consideration is variable.

There are no warranties and other similar obligation and refunds agreed with HAI.

(b) Interest income

Interest income is recognized on a time-proportion basis using the effective interest rate method.

(c) Costs and expenses

Cost and expenses are recognized in profit or loss as they are incurred.

(d) Other income and expenses

Other operating income/expenses are recognized in profit or loss when earned/incurred.

21.17 Provisions and contingencies

Provisions are recognized when the Group has a present legal or constructive obligation as a result of past events; it is probable that an outflow of resources will be required to settle the obligations; and the amount has been reliably estimated. Provisions are not recognized for future operating losses.

Where there are a number of similar obligations, the likelihood that an outflow will be required in settlement is determined by considering the class of obligations as a whole. A provision is recognized even if the likelihood of an outflow with respect to any one item included in the same class of obligations may be small.

Provisions are measured at the present value of the expenditures expected to be required to settle the obligation using a pre-tax rate that reflects current market assessments of the time value of money and the risks specific to the obligation. The increase in provision due to passage of time is recognized as interest expense.

Contingent liabilities are not recognized in the consolidated financial statements but they are disclosed unless the possibility of an outflow of resources embodying economic benefits is remote. Contingent assets are not recognized in the consolidated financial statements unless realization of income is virtually certain. It is disclosed in the notes to the consolidated financial statements when an inflow of economic benefits is probable.

21.18 Income taxes

The tax expense for the year comprises current and deferred tax. Tax is recognized in profit or loss, except to the extent that it relates to items recognized in OCI or directly in equity, in which case, the tax is also recognized in OCI or directly in equity, respectively.

(a) Current income tax

The current income tax charge is calculated on the basis of the tax laws enacted or substantively enacted at the reporting date. Management periodically evaluates positions taken in tax returns with respect to situations in which the applicable tax regulation is subject to interpretation. It establishes provisions where appropriate on the basis of amounts expected to be paid to the tax authorities.

(b) Deferred income tax

DIT is recognized on all temporary differences arising between the tax bases of assets and liabilities and their carrying amounts in the consolidated financial statements. However, DIT is not accounted for if it arises from the initial recognition of an asset or liability in a transaction other than a business combination that at the time of the transaction affects neither accounting nor taxable profit nor loss. DIT is determined using tax rates (and laws) that have been enacted or substantively enacted by the reporting date and are expected to apply when the related DIT asset is realized or the DIT liability is settled.

DIT assets are recognized for all deductible temporary differences to the extent that it is probable that future taxable profit will be available against which the temporary differences can be utilized. The Group reassesses at each reporting date the need to recognize a previously unrecognized DIT asset.

DIT liabilities are recognized in full for all taxable temporary differences, except to the extent that the deferred tax liability arises from the initial recognition of goodwill.

DIT assets and liabilities are offset when there is a legally enforceable right to offset current tax assets against current tax liabilities and when the deferred income tax assets and liabilities relate to income taxes levied by the same taxation authority on either the taxable entity or different taxable entities where there is an intention to settle the balances on a net basis.

DIT assets and liabilities are derecognized when the related temporary differences are realized or settled.

21.19 Employee benefits

Short-term benefits

Short-term employee benefit obligations are measured on an undiscounted basis and are expensed as the related service is provided. Provision is made for benefits accruing to employees in respect of wages and salaries and annual leave when it is probable that settlement will be required and these are capable of being measured reliably. Provisions made in respect of employee benefits, expected to be settled within 12 months, are measured at their nominal values using the remuneration rate expected to apply at the time of settlement. Provisions made in respect of employee benefits which are not expected to be settled within 12 months are measured as the present value of the estimated future cash outflows to be made by the Group in respect of services provided by employees up to reporting date.

The Group recognizes a liability net of amount already paid and an expense for services rendered by employees during the accounting period. Short-term benefits given to its employees include salaries and wages, social security contributions, short-term compensated absences and bonuses, and non-monetary benefits.

Retirement benefits

The Group does not have an established retirement plan and only conforms to the minimum regulatory benefit under the Philippine Retirement Pay Law (Republic Act. No. 7641). The benefits are based on the years of service and latest monthly compensation of the employees. The regulatory benefit is paid on a lump sum upon retirement.

21.20 Functional and presentation currency

Items included in the consolidated financial statements are measured using the currency of the primary economic environment in which the Group operates (the functional currency). The consolidated financial statements are presented in Philippine Peso, which is the Group's functional currency.

21.21 Leases (the Group as the lessor)

Leases in which a significant portion of the risks and rewards of ownership are retained by the lessor are classified as operating leases. Payments made under operating leases (net of any incentives received from the lessor) are charged to profit or loss on a straight-line basis over the period of the lease.

When the Group enters into an arrangement, comprising a transaction or a series of related transactions, that does not take the legal form of a lease but conveys the right to use an asset or is dependent on the use of specific asset or assets, the Group assesses whether the arrangement is, or contains, a lease. The determination of whether an arrangement is, or contains, a lease is based on the substance of the arrangement. In such cases, when the Group has assessed that the arrangement is, or contains, a lease, the Group accounts for it as an operating lease.

21.22 Segment reporting

Operating segments are reported in a manner consistent with the internal reporting provided to the chief operating decision maker who allocates resources to and assesses the performance of the operating segments of the Group. The Group has determined its President as its chief operating decision maker.

For the years ended December 31, 2025, 2024 and 2023, the Group has only one operating segment, which is the quarrying business. In view of the current status of the Group's operation which is limited only to this and minimal rental income and interest on receivables, the performance of the Group is being assessed as a single unit. Consequently, detailed segment reporting as required under PFRS 8 is deemed not necessary.

21.23 Subsequent events (or Events after the reporting date)

Post year-end events that provide additional information about the Group's position at the reporting date (adjusting events) are reflected in the consolidated financial statements. Post year-end events that are not adjusting events are disclosed in the notes to the consolidated financial statements when material.

Concrete Aggregates Corporation and Subsidiaries
7th Floor, West Wing, Estancia Offices, Capitol Commons
Meralco Avenue, Pasig City

INDEX TO CONSOLIDATED FINANCIAL STATEMENTS AND SUPPLEMENTARY SCHEDULES
As at December 31, 2025

- A Financial Assets
- B Accounts Receivable from Directors, Officers, Employees, Related Parties and Principal Stockholders (Other than Related Parties)
- C Accounts Receivable from Related Parties which are eliminated during the Consolidation of Financial Statements
- D Long-Term Debt
- E Indebtedness to Related Parties
- F Guarantee of Securities of Other Issuers
- G Capital Stock

Other Supporting Schedules

Reconciliation of Retained Earnings Available for Dividend Declaration
Financial Soundness Indicators
Ortigas Group Structure

Concrete Aggregates Corporation and Subsidiaries
7th Floor, West Wing, Estancia Offices, Capitol Commons
Meralco Avenue, Pasig City

Schedule A
Financial Assets
As at December 31, 2025

Name of issuing entity and association of each issue	Number of shares or principal amount of bonds and notes	Amount shown in the statement of financial position	Valued based on market quotation at end of reporting period	Income received and accrued
Cash and cash equivalents*		183,938,593		5,619,454
Receivables				
Trade receivables		20,270,461		725,437
Other receivables, net		277,634		
Other non-current assets				
Mine rehabilitation fund		29,540,558		32,739
Miscellaneous deposits		2,677,197		7,561
Financial assets at FVOCI	42,692	3,197,790	3,197,790	-
TOTAL	42,692	239,902,233	3,197,790	6,385,191

*Excluding cash on hand

Concrete Aggregates Corporation and Subsidiaries
7th Floor, West Wing, Estancia Offices, Capitol Commons
Meralco Avenue, Pasig City

Schedule B
Amounts Receivable from Directors, Officers, Employees,
Related Parties and Principal Stockholders (Other than Related Parties)
As at December 31, 2025

Name and designation of debtor	Balance at beginning of period	Additions	Amounts collected, liquidated or reclassified	Accretion Income	Current	Not current	Balance at end of period
NOT APPLICABLE							

Concrete Aggregates Corporation and Subsidiaries
7th Floor, West Wing, Estancia Offices, Capitol Commons
Meralco Avenue, Pasig City

Schedule C
Amounts Receivable from Related Parties which are Eliminated
During the Consolidation of Financial Statements
As at December 31, 2025

Receivables of the Parent Company from its wholly-owned subsidiaries are as follows:

Name and designation of debtor	Balance at beginning of period	Additions	Amounts collected	Amounts provided for/ written off	Current	Non-current	Balance at end of period
NOT APPLICABLE							

Concrete Aggregates Corporation and Subsidiaries
7th Floor, West Wing, Estancia Offices, Capitol Commons
Meralco Avenue, Pasig City

Schedule D
Long Term Debt
As at December 31, 2025

Title of issue and type of obligation	Amount authorized by indenture	Amount shown under caption "Current portion of long-term debt" in related balance sheet	Amount shown under caption "Long-Term Debt" in related balance sheet
Rental deposits	473,700	-	473,700
Retirement liability	889,820	-	889,820
Decommissioning liability	23,316,336	-	23,316,336
Total	24,679,856	-	24,679,856

The Group has no external borrowings as at December 31, 2025. The amounts presented above pertain to non-current liabilities.

Concrete Aggregates Corporation and Subsidiaries
7th Floor, West Wing, Estancia Offices, Capitol Commons
Meralco Avenue, Pasig City

Schedule E
Indebtedness to Related Parties
As at December 31, 2025

Name of related party	Balance at beginning of period	Balance at end of period
Ortigas Land Corporation	-	-

Concrete Aggregates Corporation and Subsidiaries
7th Floor, West Wing, Estancia Offices, Capitol Commons
Meralco Avenue, Pasig City

Schedule F
Guarantees of Securities of Other Issuers
As at December 31, 2025

Name of issuing entity of securities guaranteed by the company for which this statement is filed	Title of issue of each class of securities guaranteed	Total amount guaranteed and outstanding	Amount owned by person for which statement is filed	Nature of guarantee
NOT APPLICABLE				

Concrete Aggregates Corporation and Subsidiaries
7th Floor, West Wing, Estancia Offices, Capitol Commons
Meralco Avenue, Pasig City

Schedule G
Capital Stock
As at December 31, 2025

The details of authorized and paid-up capital stock are as follows:

Title of issue	Number of shares authorized	Number of shares issued and outstanding as shown under related balance sheet caption	Number of shares reserved for options, warrants, conversion and other rights	Number of shares held by affiliates	Directors, officers and employees	Others
Common Class "A" at P10 par value each	40,000,000	22,077,771	Not applicable	16,021,968	8,127	6,047,676
Common Class "B" at P10 par value each	10,000,000	5,388,678	Not applicable	4,985,612	-	403,066
	50,000,000	27,466,449		21,007,580	8,127	6,450,742

Class A and Class B common shares have the same rights and privileges. Class A common shares shall be issued solely to Filipino citizens, while Class B common shares may be issued to Filipino and non-Filipino citizens.

As at December 31, 2025, there are 27,466,449 issued and outstanding Class A and B common shares, of which 6,450,742 are publicly held. The latest closing price for Class A common shares as at December 31, 2025 was recorded at P48.30 per share. The latest closing price for Class B common shares as at December 31, 2025 was recorded at P52.90 per share.

Concrete Aggregates Corporation and Subsidiaries
7th Floor, West Wing, Estancia Offices, Capitol Commons
Meralco Avenue, Pasig City

**Reconciliation of Parent Company Retained Earnings
Available for Dividend Declaration**
For the year ended December 31, 2025
(All amounts in Philippines Peso)

Unappropriated retained earnings, beginning of the year		45,976,316
Add: Category A: Items that are directly credited to Unappropriated retained earnings		
Reversal of Retained earnings appropriation/s	-	
Effect of restatements or prior-period adjustments	-	
Others	-	
		45,976,316
Less: Category B: Items that are directly debited to Unappropriated retained earnings		
Dividend declaration during the reporting period	45,003,777	
Retained earnings appropriated during the reporting period	-	
Effect of restatements or prior-period adjustments	-	
Others	-	
		45,003,777
Unappropriated retained earnings, as adjusted		972,539
Add/Less: Net Income for the current year		48,740,695
Less: Category C.1: Unrealized income recognized in the profit or loss during the year (net of tax)		
Equity in net income of associate/joint venture, net of dividends declared	-	
Unrealized foreign exchange gain, except those attributable to cash and cash equivalents	-	
Unrealized fair value adjustment (mark-to-market gains) of financial instruments at fair value through profit or loss (FVTPL)	-	
Unrealized fair value gain of investment property	-	
Other unrealized gains or adjustments to the retained earnings as a result of certain transactions accounted for under the PFRS	-	
		48,740,695
Add: Category C.2: Unrealized income recognized in the profit or loss in prior reporting periods but realized in the current reporting period (net of tax)		
Realized foreign exchange gain, except those attributable to Cash and cash equivalents	-	
Realized fair value adjustment (mark-to-market gains) of financial instruments at fair value through profit or loss (FVTPL)	-	
Realized fair value gain of Investment property	-	
Other realized gains or adjustments to the retained earnings as a result of certain transactions accounted for under the PFRS	-	
		48,740,695

(continued)

Add: Category C.3: Unrealized income recognized in profit or loss in prior periods but reversed in the current reporting period (net of tax)		
Reversal of previously recorded foreign exchange gain, except those attributable to cash and cash equivalents	-	
Reversal of previously recorded fair value adjustment (mark-to-market gains) of financial instruments at fair value through profit or loss (FVTPL)	-	
Reversal of previously recorded fair value gain of investment property	-	
Reversal of other unrealized gains or adjustments to the retained earnings as a result of certain transactions accounted for under the PFRS, previously recorded	-	-
Adjusted net income/loss		48,740,695
Add: Category D: Non-actual losses recognized in profit or loss during the reporting period (net of tax)		
Depreciation on revaluation increment (after tax)		-
Add/(Less): Category E: Adjustments related to relief granted by the SEC and BSP		
Amortization of the effect of reporting relief	-	
Total amount of reporting relief granted during the year	-	
Others	-	-
Add/(Less): Category F: Other items that should be excluded from the determination of the amount of available for dividends distribution		
Net movement of treasury shares (except for reacquisition of redeemable shares)	-	
Net movement of deferred tax asset not considered in the reconciling items under the previous categories	-	
Net movement in deferred tax asset and deferred tax liabilities related to same transaction, e.g., set up of right of use of asset and lease liability, set-up of asset and asset retirement obligation, and set-up of service concession asset and concession payable	-	
Adjustment due to deviation from PFRS/GAAP - gain (loss)	-	
Others	-	-
Total retained earnings, end of the year available for dividend declaration		49,713,234

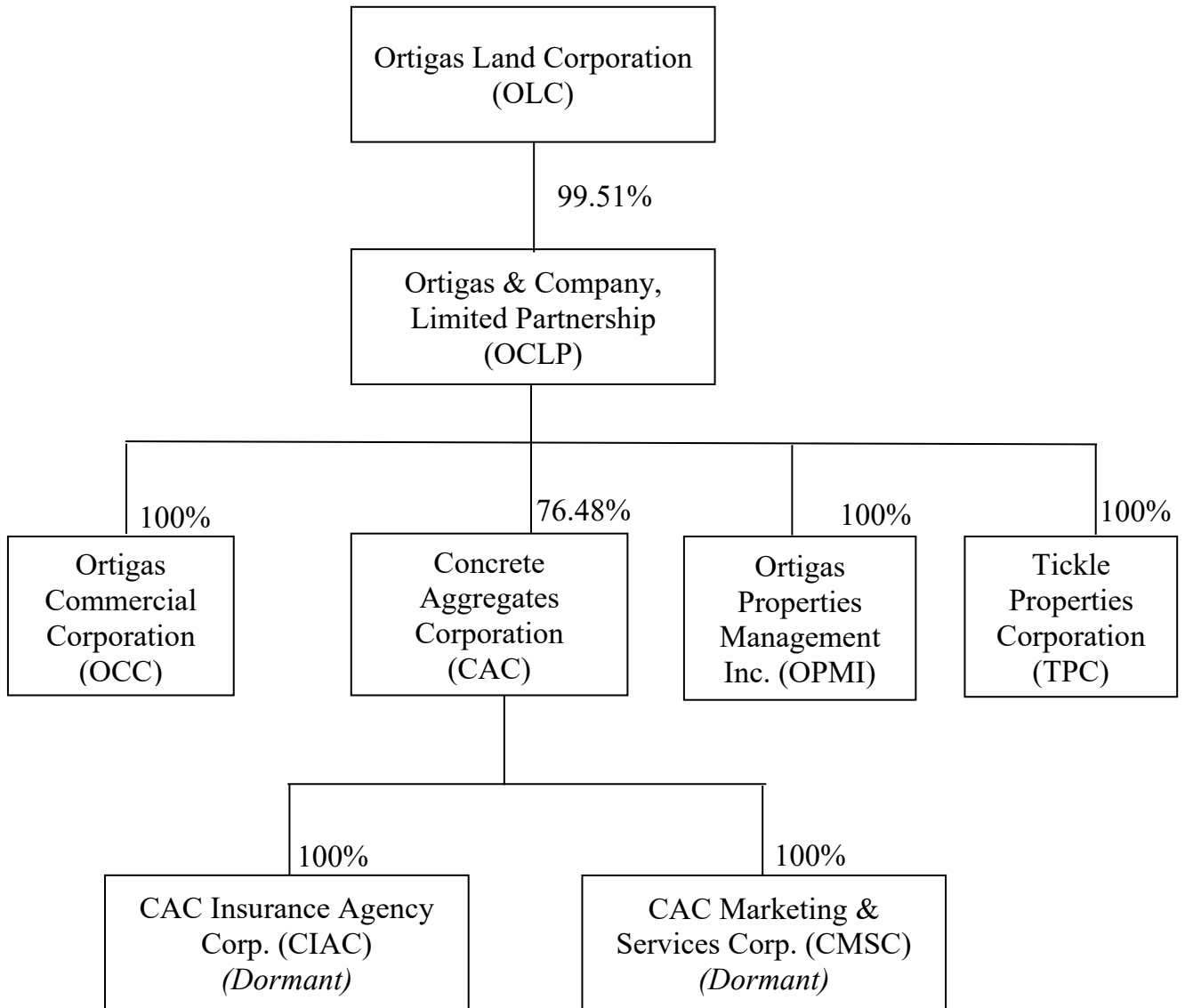
Concrete Aggregates Corporation and Subsidiaries
7th Floor, West Wing, Estancia Offices, Capitol Commons
Meralco Avenue, Pasig City

**Schedule of Financial Soundness Indicator
As at December 31, 2025**

Ratio	Formula	Current Year	Prior Year
Current ratio	Total Current Assets / Total Current Liabilities	10.74	12.06
Acid test ratio	Quick assets (<i>Total Current Assets less Inventories and Other Current Assets</i>) / Total Current Liabilities	10.40	11.67
Solvency ratio	Net Income before Depreciation / Total Liabilities	1.10	1.09
Debt-to-equity ratio	Total Liabilities / Shareholders' Equity	0.14	0.13
Asset-to-equity ratio	Total Assets / Shareholders' Equity	1.14	1.13
Interest rate coverage ratio	Earnings Before Interest and Tax / Interest Expense	-	-
Return on equity	Net Income Available to Common Shareholders / Average Total Shareholders' Equity	14.96%	14.25%
Return on assets	Net Income Available to Common Shareholders / Average Total Assets	13.22%	12.49%
Net profit margin	Net Income Available to Common Shareholders / Revenues	70.62%	67.67%
Book value per share	Shareholders' Equity / Weighted Average Outstanding Number of Common Shares	11.93	11.78

Concrete Aggregates Corporation and Subsidiaries
7th Floor, West Wing, Estancia Offices, Capitol Commons
Meralco Avenue, Pasig City

Ortigas Group Structure
As at December 31, 2025



CONCRETE AGGREGATES CORP.
SUPPLEMENTARY SCHEDULE OF EXTERNAL AUDITOR
FEE-RELATED INFORMATION
December 31, 2025

	2025	2024
Total Audit Fees (Section 2.1a)¹	P240,800	P240,800
Non-audit services fees:		
Other assurance services	-	-
Tax services	-	-
All other services	-	-
Tota Non-audit Fees (Section 2.1b)²	-	-
Total Audit and Non-audit Fees	P240,800	P240,800
Audit and Non-audit fees of other related entities (Section 2.1c) ³		
	2025	2024
Audit fees	P-	P-
Non-audit services fees:		
Other assurance services	-	-
Tax services	-	-
All other services	-	-
Total Audit and Non-audit Fees of other related entities	P-	P-

Notes:

- 1) Section 2.1a: Disclose agreed fees (excluding out of pocket expenses and VAT) with the external auditor/audit firm and its network firms (as applicable) for the audit of the covered company's stand-alone and/or consolidated financial statements and the covered company's consolidated subsidiaries' financial statements on which the external auditor/audit firm expresses an opinion. These do not include fees for special purpose audit or review of financial statements.
- 2) Section 2.1b: Disclose charged or billed fees (excluding out of pocket expenses and VAT) by the external auditor/audit firm or a network firm (as applicable) for non-audit services to the covered company and its related entities over which the covered company has direct or indirect control that are consolidated in the financial statements on which the external auditor/audit firm expresses an opinion. These include other assurance services such as special purpose audit or review of financial statements.
- 3) Section 2.1c: Disclose fees for services (excluding out of pocket expenses and VAT) charged to any related entities of the covered company over which the company has direct or indirect control, which are not yet disclosed in (a) or (b), such as fees for services to any unconsolidated subsidiaries that meet the consolidated exemption criteria of Philippine Financial Reporting Standard (PFRS) 10 applicable to investment entities, if the external auditor/audit firm has reason to believe that these are relevant to the evaluation of the external auditor/audit firm's independence, as communicated by the external auditor/audit firm with the covered company's Those Charged with Governance or equivalent (e.g. Audit Committee).



Sustainability Report 2025



Company Details	
Name of Organization	Concrete Aggregates Corporation
Location of Headquarters	7th Floor, West Wing, Estancia Offices, Capitol Commons, Meralco Avenue, Pasig City
Location of Operations	Barangays San Isidro and San Roque, Angono, Rizal
Report Boundary: Legal entities (e.g., subsidiaries) included in this report*	N/A
Business Model, including Primary Activities, Brands, Products, and Services	CAC is primarily engaged in quarrying, crushing, and selling basalt concrete aggregates. It is operating pursuant to two mineral production sharing agreements – MPSA No. 032-95-IV and MPSA No. 055-96-IV.
Reporting Period	Fiscal Year Ended 2025
Highest Ranking Person responsible for this report	Jose Emmanuel H. Jalandoni, Chairman of the Board and President

Concrete Aggregates Corporation (“CAC” or the “Company”) was incorporated in the Philippines and registered with the Securities and Exchange Commission (“SEC”) on August 23, 1968. It is a public company listed in the Philippine Stock Exchange (“PSE”) and is primarily engaged in quarrying, crushing, and selling basalt concrete aggregates. As its secondary purpose, it is permitted to engage in real estate business as far as it is permitted by law. Its Board of Directors amended its Articles of Incorporation on March 15, 2018, to extend its corporate life for another 50 years up to August 23, 2068.

The Company listed its shares in the PSE on April 2, 1973. There are no other listings or follow on offerings thereafter. As a public company, it complies with Rule 68 of the Securities Regulation Code (“SRC”).

The Company is 76.48% owned by Ortigas & Company, Limited Partnership (“OCLP”), and its sole General Partner is Ortigas Land Corporation (“OLC”). OCLP and OLC are both established under Philippine laws.

The Company underwent changes in 2008 which had a significant impact on its operations and, consequently, its financial condition. The most significant of these changes was the selection and appointment of a third party as the operator of the Company’s quarry in Angono, Rizal. In 2007, the Board of Directors of CAC authorized the conduct of a bidding to select an operator of the Angono quarry for a period of fifteen (15) years, and the consortium of Republic Cement Corporation and Lafarge Holdings (Philippines), Inc. (the “Consortium”) won the bid for the right to operate the Company’s Angono quarry.

The Company and the Consortium entered into an Agreement on January 18, 2008, setting forth the actions to be taken by each party as well as the agreements to be executed by them to conduct their intentions. Complying with its obligations under the Agreement, the Company incorporated Batong Angono Aggregates Corp. (“BAAC”). Thereafter, the Company and BAAC entered into an Operating Agreement on January 23, 2008, which became effective as of June 1, 2008. On June 2, 2008, the parties completed all the specified actions in the January 18, 2008 Agreement including the execution of the Asset Purchase Agreement, Trademark License Agreement and Transition Services Agreement by CAC and BAAC, as well as the execution by CAC and the Consortium of a Share Purchase Agreement. With the execution of the Share Purchase Agreement, the Consortium became the owner of 100% of the outstanding capital stock of BAAC.

Pursuant to the foregoing transactions, the Company formally turned over the operation of its Angono quarry to BAAC on June 1, 2008. Under the Operating Agreement, BAAC was granted the right to operate the Angono quarry for 15 years subject to the conditions indicated in the agreement, CAC’s Mineral Production Sharing Agreements (“MPSAs”) and Environmental Compliance Certificate (“ECC”). In the latter part of 2013, BAAC changed its name to Lafarge Republic Aggregates, Inc. (“LRAI”). In 2015, LRAI once again changed its name to Lafarge Holcim Aggregates, Inc. (“LHAI” or the “Operator”). In 2022, LHAI once again changed its name to Helix Aggregates, Inc. (HAI). Given the foregoing, the information disclosed herein pertains to both CAC and the Operator, whichever is appropriate for each portion of this report. The parties have extended the Operating Agreement from June 30, 2023, to March 31, 2028.

CAC's vision is to be the preferred supplier of aggregate-based construction materials. In achieving this vision, the Company commits to:

- Deliver the best quality, value for money, innovative products to its customers to ensure their satisfaction.
- Provide best returns and shareholder value to its stockholders.
- Establish meaningful and gainful partnerships with its employees.
- Maintain mutually beneficial relationships with its suppliers and business partners.
- Promote sustainable development through responsible use of natural resources.
- Champion the cause of environmental protection; and
- Be a socially responsible corporate citizen of the community.

Materiality Process

In identifying material issues for disclosure, CAC solicited the participation of its Board of Directors, operations manager, officers, stockholders, and employees from the various areas of its operations – mining, finance, and regulatory compliance – in conducting the materiality analysis with a view to identifying key issues that have economic, environmental, social impact and influence the decisions of its stakeholders.

From this process, CAC identified the following issues which are discussed in detail in this report:

- Resource Management: Energy and Water Consumption
- Environmental Impact Monitoring and Management
- Employee Management and Relations
- Community Relations
- Contribution to UN Sustainable Goals

ECONOMIC

A strong national economy and excellent quality of life are built on a foundation of aggregates products. Aggregates touch our lives every day, from the driveway to the workplace. We drive, sit, stand, and walk on aggregates. But that is only part of this interesting and important story.

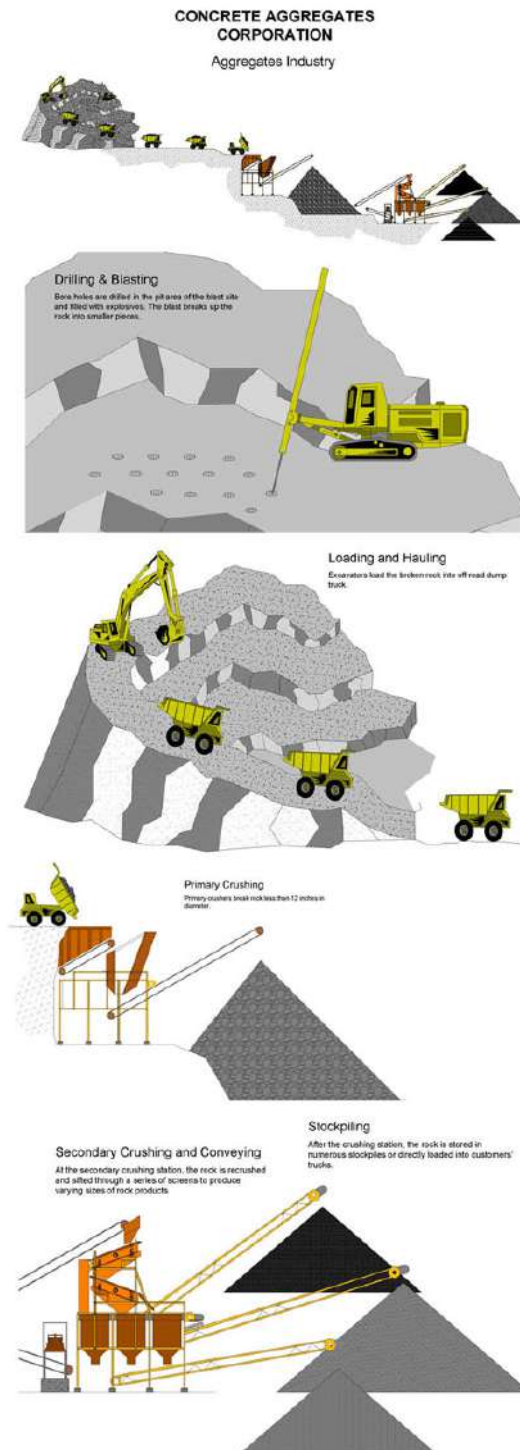
Getting goods to market is paramount to economic growth. The nation's infrastructure depends on aggregates – over ninety percent of asphalt pavement, and over eighty percent of concrete sidewalks, is comprised of aggregates. Without sound infrastructure, such as highways, mass transit, airports, water systems and rail, the economy could not grow.

Many products that enrich our daily lives contain aggregates. They are found in paint, paper, plastics, and glass. In powder form, aggregates are used as mineral supplements for agriculture, medicines, and household products. Aggregates are also used to protect the environment by controlling soil erosion, assisting in water purification, and reducing sulfur dioxide emissions generated by power plants.

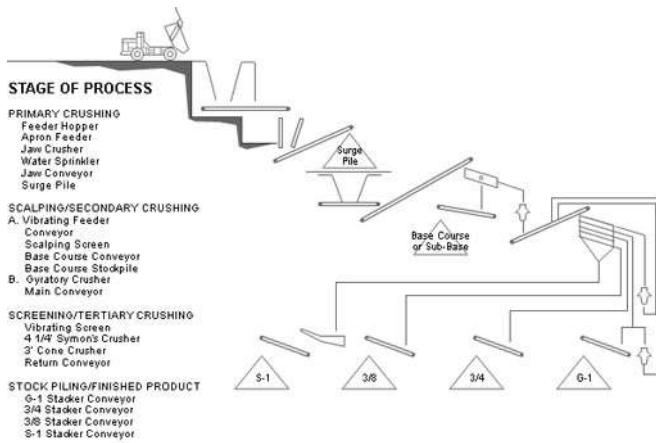
The aggregates industry is highly competitive and characterized by thousands of operations, serving small local markets. Transportation is the major factor in determining the delivered price of aggregates -- as freight costs from plant to market can exceed the sale price of the product. Because of high transportation costs, and the massive quantities of material necessary for each project, aggregates are usually marketed to local customers. The high transportation costs explain the substantial number of quarries throughout the country.

Aggregates resources are widespread and abundant in supply nationally, yet local shortages exist. Although it is better to be near urban growth areas, increasing land values and local environmental concerns are moving aggregates plants away from these markets.

The nation's economy and our quality of life are built on this foundation.



Stages in Aggregates Processing



I. Primary Crushing

Raw material is transported from the quarry using off road dump trucks and unloaded into the feeder hopper of the primary crushing plants. Typically, the crushing operation is adjacent to the quarry.

From the hopper, the material is brought to the primary jaw crushers via the apron feeder.

The boulders with a maximum size of 0.80 meter are initially crushed in the primary crushers to reduce the size down to 0.25 meter maximum and is conveyed to the surge pile by the jaw conveyor.

II. Scalping

Directly underneath the surge pile is an underground vibrating feeder which feeds the surge pile materials through a conveyor up to the initial screening stage known as the scalping screen.

Materials larger than the maximum scalping screen opening of 1" to 2" are conveyed to the secondary crushing stage while materials that passed through the screen go to the base course or the subbase course product stockpile.

III. Secondary Crushing

The secondary crushing is done using a gyratory crusher and after this stage, the materials are conveyed via the main conveyor going to the vibrating screens.

IV. Screening/Sorting

The process involves separation of materials crushed into smaller particles, and these reduced particles passed through the multi-layered vibrating screens. From the screens, the materials are conveyed directly to the different finished product stockpiles.

V. Tertiary Crushing

Oversized materials from the first screen deck and the second screen deck go to another crushing stage, the tertiary crushing for further size reduction.

VI. Stockpiling of Finished Product

From the tertiary crushers, materials are conveyed back to the vibrating screens by the return conveyor and from the screens then to the individual finished product stockpiles via the stacker conveyor. The finished products, namely G-1, 3/4", three-eighths", S-1 and S-2, are held in stockpiles ready for distribution.

Economic Performance

Direct Economic Value Generated and Distributed

The foregoing data pertains to HAI, the operator of CAC's mine site. CAC receives royalties from the Operator pursuant to the Operating Agreement. Outlined below is the amount of aggregates sold by the Operator in the past years.

Year	Sales, MT
2019	4,135,152
2020	2,008,604
2021	2,861,931
2022	2,918,857
2023	2,833,640
2024	2,732,967
2025	3,027,710

For completeness and transparency, CAC's disclosure on economic performance for 2025 are as follows:

Disclosure	Amount (PhP)
Direct economic value generated (revenue)	1,215,596,000.00
Direct economic value distributed:	
a. Operating costs	138,651,896.97
b. Employee wages and benefits	47,790,000.00
c. Payments to suppliers, other operating costs	558,606,653.46
d. Dividends given to stockholders and interest payments to loan providers	0.00
e. Taxes given to government	95,949,768.41
f. Investments to community (e.g., donations, CSR)	14,723,681.16

Economic Performance Impact: Payment of Taxes

The Operator regularly pays national and local taxes arising out of its operation of CAC's mine site. Republic Act No. 10963 or the TRAIN Act, which was declared effective as of January 1, 2018, doubled the excise tax on mining operations to 4% from 2% and effectively increased the government's share from the Operator's mining operations by 100%. As such, the taxes paid regarding the mining operation comply with the TRAIN Act. Likewise, CAC paid the appropriate income tax on royalty payments received from the Operator's mining activities in 2025. CAC's compliance with tax laws affects CAC, the national and local government, and the community.

Other than excise taxes, the Operator also pays income tax, value-added tax, customs duties and fees, local business tax, real property tax, and other local fees and charges incident to its mining operations. The Operator also timely withholds and remits withholding taxes on salaries and payments to suppliers required by law.

Climate-related risks and opportunities

Policy Risk

The Operator is committed to continuously improving its environmental performance and to make a positive contribution to nature and society by conducting its business consistent with sustainable development principles. This is to be achieved through a process of continuous improvement in environmental performance using effective environmental management systems. The Operator assesses and measures its environmental impacts, continuously improves its processes, tools, and capabilities, and promotes best practices in the industry. Identified impacts are translated into actions by setting corporate objectives and targets monitored for attainment.

Risk Management, Metrics and Targets

Release of pollutants: The Operator develops and implements effective controls to monitor, minimize or prevent the release of pollutants to the environment (air, water, and soil) in its operations. The Operator conducts quarterly ambient air, noise, water quality measurement at identified stations and ensures that parameters are within the acceptable regulatory standard limits. The Operator also conducts 100% monitoring of air blast and ground vibration during blasting activities and ensures that parameters are within the acceptable regulatory standard limits.

Climate Change: The Operator reduces its impact on climate change by promoting innovative and sustainable products and solutions and through optimizing the use of energy and promoting energy efficiency, energy recovery and the use of renewable energy sources. There was a slight increase the annual electricity consumption from 2.36 kWh/MT output in 2024 to 2.50 kWh/MT output in 2025. The Operator aims to maintain lowering both electricity and fuel consumption by 3% to 5% yearly.

Water: The Operator minimizes its impact on water resources by limiting water withdrawal through recycling, promoting water efficient practices, and employing zero water discharge scheme. The Operator's goal is to lower annual domestic water consumption by 5% through proper use of faucets and maintain at least 0.5m freeboard height of sand traps and settling ponds to prevent discharge of water-to-water tributaries.

Quarries rehabilitation/restoration/reclamation: The Operator develops a rehabilitation / restoration / reclamation plan for all pit and quarry sites that considers the needs and expectations of our stakeholders and, where feasible and relevant, fosters wildlife habitat creation and contributes to the conservation of species. In 2019, the Operator planted 28,000 trees as part of progressive rehabilitation and reforestation programs. However, due to safety and health protocols (e.g., physical distancing, limited workforce allowed to report to work) being implemented since the resumption of operations in mid-May of 2020, only 125 bamboo culms were planted at an area inside the quarry. Nonetheless, it is worth noting that the Operator has already exceeded the required area (20% of total mining area) for the bamboo plantation.

Easing of restrictions allowed the Operator to plant more trees. Around 857 trees were planted in 2021, 1,150 trees were planted in 2022, 657 were planted in 2023 while 1,585 were planted in 2024.

Reforestation activities on 2025 focused on replanting and enhancement activities while waiting for turnover of new areas for rehabilitation. There are a total of 1,000 replanted trees and 1,150 under the enhancement program. Species include native trees such as Narra, Bignay, Ipil- ipil, Talisay, Fire Tree.

Biodiversity: The Operator implements biodiversity management plans for all extraction sites and works to protect critical areas or habitats and facilitate the conservation of historic remains discovered during site development and quarry operations. The

Operator completed the biodiversity rapid assessment for the dry season in 2023. The Operator aims to improve the site biodiversity index of the areas within its control using the Biodiversity Indicator Reporting System tool yearly.

Local impacts: The Operator assesses, and appropriately mitigates, its impacts on surrounding communities as to fugitive dust, noise, vibrations, and traffic. The Operator ensures 100% use of dust suppression systems while operating crushers and 100% availability of water truck during dry season and maintains 50m buffer zone to mitigate dust and noise to adjacent communities.

Resources utilization: The Operator reuses, recovers and/or recycles waste materials in own production processes where feasible, minimizes the generation of any hazardous and other waste, and disposes of waste using safe and responsible methods. It aims to lower annual paper consumption by 3% through centralized disbursement of supplies and use of scrap paper for in-house reports.

Legal Risk

CAC maintains a policy of being open, honest, and accountable to its stakeholders. To this end, the Operator reports publicly on compliance, performance, and progress. The Operator likewise routinely solicits feedback from stakeholders and works proactively with legislators and regulators to evaluate the feasibility, impact, and compliance to existing laws, regulations, and standards.

Risk Management, Metrics and Targets

The Operator ensures that laws, regulations, and standards are regularly reviewed and objectives relevant to environmental management systems are continuously attained. For this purpose, the Operator conducts monthly review of new laws, regulations and standards and ensures zero notice of violation and cease and desist orders. The Operator also ensures 100% on-time renewal of permits and licenses and on-time submission of mandatory reports and requirements.

Technology Risk

The Operator is committed to becoming one of the leaders in sustainability in serving its business strategy and as a key lever for growth. The Operator adopts programs in line with its 2030 Plan which seeks to help transform the way the industry works, and to play its full part in addressing our planet's biggest issues such as climate change.

Risk Management, Metrics and Targets

The Operator reduces its impact on climate change by promoting innovative and sustainable products and solutions and through optimizing the use of energy and promoting energy efficiency, energy recovery and the use of renewable energy sources. There was a slight increase the annual electricity consumption from 2.36 kWh/MT output in 2024 to 2.50 kWh/MT output in 2025. The Operator aims to maintain lowering both electricity and fuel consumption by 3% to 5% yearly.

Market Risk

The Operator is committed to continuously complying with its 2030 Plan focused on climate, circular economy, water and nature, and people and community and translates such commitment to its operation of CAC's mine. The Operator shall continue with the implementation of its identified programs, plans and activities geared towards sustainability.

Reputational Risk

The Operator maintains open lines of communication to its stakeholders and publicly reports its compliance and performance. The Operator continuously shares its values on health and safety, customers, results, integrity, sustainability, and people to its stakeholders.

Physical Risk: Acute

The Operator ensures that CAC is equipped to address risks and impacts related to health, safety, and environment. The Operator, together with its relevant contractors and security providers, has established plans and processes to prepare for and to respond to potential emergency situations, and to manage the potential effects of actual emergencies.

Risk Management, Metrics and Targets

The emergency preparedness and response plans and procedures of the Operator are related to flooding, earthquake, fire, restricted space rescue, medical emergency, bomb treat, chemical spill, and exposure, fall from work-at-height, and vehicular accident. The Operator's quarry contractor, Delta Earthmoving, Inc., also maintains emergency response plans for fire, explosion, serious incident, natural calamities, security threats, and spills and leaks. For this purpose, the Operator conducts quarterly Emergency Response Drills and Weekly scheduling of Emergency Response Teams.

Apart from these, assessments immediately follow actual emergency incidents to determine how the plans and procedures in place can be further improved and perfected. Environment-related incidents such as flooding, earthquake, and even heavy rains are immediately assessed through the Design Safety and Construction Quality Program to ensure that operations are not compromised even by extreme weather events.

Physical Risk: Chronic

The Operator is committed to continuously improving its emergency preparedness and response plans to ensure, not only the health and safety of employees, but also the continuity of its quarry and crushing operations. Emerging issues and concerns that may require emergency preparedness and response plans are immediately assessed to put controls in place and to ready the organization in the face of crisis.

The Operator currently does not perceive any risk related to the increased level of temperature and how this may affect the operations. However, weather conditions are sought weekly to prepare employees for the eventuality of rain or elevated temperatures that may affect their health, safety, and well-being. The Operator conducts quarterly Emergency Response Drills for Medical Injuries and weekly scheduling of Emergency Response Team and provides weekly weather forecast.

Procurement Practices

Proportion of spending on local suppliers

Disclosure	Percentage
Percentage of procurement budget used for significant locations of operations that is spent on local suppliers	98
Percentage of procurement budget used for significant locations of operations that is spent on women or members of vulnerable sectors	2

Economic Impact of Procurement

Purchasing and storage processes ensure that crushing plants are supported with parts and materials for their smooth operation and to maintain desired capability to meet schedules and commitments. The Procurement Department is responsible for the requisition, canvassing, and purchasing needed items quickly.

Nonetheless, fair opportunities are rendered to both local and international suppliers and are selected based on long-term relationship opportunities, compliance to local and legal requirements, and commitment to safety and sustainable development while delivering value-for-cost procurement for CAC.

Anti-corruption

Training on Anti-corruption Policies and Procedures

Disclosure	Percentage
Percentage of employees to whom the Operator's anti-corruption policies and procedures have been communicated	100%
Percentage of business partners to whom the Operator's anti-corruption policies and procedures have been communicated	100%
Percentage of the Operator's directors and management that have received anti-corruption training	100%
Percentage of the Operator's employees that have received anti-corruption training	100%

Incidents of Corruption

Disclosure	Quantity
Number of incidents in which directors were removed or disciplined for corruption	0
Number of incidents in which employees were dismissed or disciplined for corruption	0
Number of incidents when contracts with business partners were terminated due to incidents of corruption	0

Anti-corruption Policies: Impact and Risks

It is CAC's policy to conduct all its business in an honest and ethical manner. Aligned with this, the Operator takes a zero-tolerance approach to bribery and corruption as it is committed to acting professionally, fairly and with integrity in all its business dealings and relationships. The Operator is also committed to implementing and enforcing effective systems to counter bribery.

The Operator implements the Anti-Bribery and Corruption Directive ("ABCD"), which sets out responsibilities of employees, partners, contractors, and suppliers in observing and upholding its position on bribery and corruption, and provides information and guidance, whether directly or indirectly, on how to recognize and deal with bribery and corruption issues.

The ABCD includes guidelines on bribery, gifts and hospitality, facilitation payments, donations, and conflict of interests as well as potential risk scenarios and "red flags" to help identify situations leading to corruption and bribery.

The Operator also believes in fair competition to provide its customers with the best products at most favorable conditions. The Operator believes that success in the business, therefore, goes together with adherence to competition law rules.

In this regard, the Operator employs the Fair Competition Directive ("FCD"), which sets out basic principles, facts, and circumstances on fair competition and competition law including consequences of violations, down raids, and leniency/amnesty

programs. The FCD also provides rules and requirements on anti-competitive conduct, dominant position, intra-group agreements, document creation, and detection and investigation.

The Operator's strict implementation of both ABCD and FCD have so far ensured that the Operator is free from risk of criminal liability related to bribery and corruption. This has also ensured that the Operator maintains business relations only with such suppliers who practice the same ethical approach.

This management approach against corruption on all fronts is perceived as positively affecting CAC's relationships with all its stakeholders, its customers, employees of both CAC and HAI, including top management, and the national and local government.

ENVIRONMENT

To highlight its concern for the environment, it has been the policy of the Operator to ensure strict compliance with all government regulations and internally formulated policies. Being the leader in the domestic quarrying industry, the Operator takes on the heavy burden of setting the trend in environmental protection and consciousness in all its operations. This attitude is true not only for its own employees, but also for all its contractors.



Old View deck area has rehabilitated and reforested since 2015.

Among the more significant environmental programs the Operator has been implementing through years include:

- (a) reforestation within the perimeter of the vast Angono property not being presently affected by the mining activity.
- (b) dust suppression in all its processing plants as well as in the main roads leading to the property.
- (c) water recycling, ensuring that the operations require minimal make-up water from the river and creeks passing through the property.
- (d) solid wastes management, ensuring that attendant waste materials from the quarry are placed in an engineered containment area; and
- (e) protection and improvement of waterways within the property by border-lining and toe-armoring.

ANNEX A



(a)



(b)

Top view of North East Wall Quarry area rehabilitated and reforested a) taken in 2018; b) taken in 2025

ANNEX A

Actual expenditures AEPEP for 2025 is Php 24,658,555.74, 100% of the programmed financial target. In 2025 alone, the Operator had planted about 2,150 saplings of mixed fruit-bearing and hardwood trees within the titled idle areas and mined out areas of the quarry, with survival rate at 90%. Table below discusses the AEPEP Physical and Financial accomplishments on the following parameters:

- a. Land Resources
- b. Water Resources
- c. Air Quality
- d. Noise and Vibration
- e. Biodiversity Conservation/Consideration
- f. Environmental Research
- g. Information and Education Campaign (IEC)

Area	Activity	Impacts	Control Measures	Target Date / Frequency of Implementation	Compliance Status* (C, P, N) Justification	Cost (Php)	Remarks
LAND RESOURCES	Reforestation / Afforestation	Air & Land pollution	Maintenance of nurseries	Daily	C	86,208.75	Continuous maintenance of ONW & NEW Nursery
			Seedling propagation / procurement	As scheduled	C	197,585.00	Species preferred to be propagated/ procured is native trees
			Tree growing at idle areas within property line	As scheduled	C	3,282.25	Planted 116 pcs.of various species
			Replanting / enhancement activity	As scheduled	C	7,477.20	Enhancement activity at B+130 NEW with 515 pcs of various species
			Grass cutting / Weeding/ Pruning	Daily	C	197,264.00	Location: Quarry Area, Buffer zone, Access / Haul roads, Nursery Area (ONW and NEW), Settling pond and Sand traps planted berms
	Progressive Rehabilitation	Abatement of air pollution	Backfilling and surfacing of topsoil	Daily	P	882,750.90	Target at Final Benches of New North Wall and East Wall
			Tree growing within mined-out areas	As scheduled	C	10,191.64	Species preferred to be planted are native trees
	Dumpsite & Stockpile Management	Air & Land pollution	Pushing & levelling of plant waste	Daily	C	407,350.82	Areas: New Lagoon and Old Lagoon. Charge to operational expenses
			Compaction of overburden	Daily	P	1,294,060.33	Charge to operational expenses

ANNEX A

Area	Activity	Impacts	Control Measures	Target Date / Frequency of Implementation	Compliance Status* (C, P, N) Justification	Cost (Php)	Remarks
WATER RESOURCES	Siltation Control Measures		Desilting of settling ponds, sand traps, banlic canal system and sump area	Daily	C	6,133,794.20	Total length of settling pond/canal/sand trap system = 2.27 km Charge to operational expenses Total capacity = 61,997 cu.m.
			Hauling-out of banlic from drying beds	Daily	C		
	Water Quality	Water pollution	Maintenance of the water recycling system	Daily	C	912,265.69	Running hours taken from conservative planning, actual running hours is dependent on final volume and market demand
			River water sampling to be conducted by third party guided by DAO 2016-08 for monitoring purposes	As scheduled	C	199,630.00	Sampling areas: 1. Upper Dulangan, 2. Sitio Labahan Creek, 3. Sucabedin Creek, 4. Angono river-LHA/ Admin and 5. Angono River - Creekside/near settling pond.
	Solid Waste	Land and Water pollution	Operation and maintenance of Materials Recovery Facility	Daily	C	28,740.00	Operated as final sorting area and staging area for the residual wastes
			Provision of segregation bins	Daily	C	-	No replacement of bins from the existing 7 sets
			Maintenance of segregation bins	Daily	C	-	
			Collection of recyclables	Monthly	C	-	Common Recyclables: Scrap metal plates, Scrap screens, scraps misc. metals & PET bottles
			Disposal of residual waste	Weekly	C	16,972.00	One-time fee to LGU on waste disposal, cost is distributed per quarter

ANNEX A

Area	Activity	Impact	Control Measures	Target Date / Frequency of Implementation	Compliance Status* (C, P, N) Justification	Cost (Php)	Remarks
	Hazardous Waste	Land and Water pollution	Maintenance of Hazardous Waste Facility	Daily	C	48,858	Within allotted budgeted for operation cost and maintenance of Hazardous Waste Storage Area
			Maintenance of spill kits	Monthly	C	-	No replacement done
			Transport and treatment of hazwaste by accredited service provider	Semi-Annual	C	41,696.80	Transported last Q2, No hauling has been made, ongoing application for accredited PCO due to recent resignation of EO.
AIR QUALITY	Air Quality Monitoring	Air pollution	Ambient air quality sampling monitoring by third party	Quarterly	C	149,236.00	Completed 4 sampling stations: 1. New Sheeting Bay, 2. HAI Gate 1, 3. Loremar Homes, 4. Cozy Homes
	Dust Suppression		Water sprinkling on access routes (within plant operation)	Daily	C	165,324.33	Optimized water truck cycle time of two water trucks. 1 for quarry haul road and 1 for access roads
			Wheel wash operation for the hauler's truck	Daily	C	162,753.08	Continuous operation of wheelwash to cater haul trucks on cleaning wheels and under carriage
	Road Maintenance		Maintenance of quarry haul roads	Daily	C	63,369.00	Continuous road grading along the quarry haul road and access road to avoid generation of fugitive dust
			Regular street sweeping	Daily	C	24,000.00	Continuous street sweeping along DOMSA to mitigate fugitive dust
			Linis DOMSA	Monthly	C	39,369.00	Conduct monthly Linis DOMSA as a commitment on cleaning up the rock spillage of ur customer along DOMSA

ANNEX A

NOISE & VIBRATION	Noise and vibration control	Noise Pollution	Vibration and Airblast monitoring during blasting	As scheduled	C	14,560.00	Continuous monitoring of the blasting activity conducted during the quarter
			Quarterly ambient noise sampling monitoring by third party	Quarterly	C	28,396.00	Completed 4 sampling station for noise together with air sampling
BIODIVERSITY CONSERVATION / CONSIDERATION	Conservation Values	Biodiversity	Quarterly river Clean-up	Quarterly	C	36,283.00	Clean-up trash trap at Dulangan Creek.
			Care and maintenance of current adopted tree growing area within the Upper Markina Watershed (2021-2024) or NGP Sites	As scheduled	C	401,666.67	Continuous maintenance for the activity for adopted area with submitted report quarterly
			Care and maintenance of current adopted tree growing area within the Upper Markina Watershed (2024-2027)	Monthly	C	401,666.67	Continuous maintenance for the activity for adopted area with submitted report quarterly
			Biodiversity indicator reporting system assessment	As scheduled	C	-	No conducted BIRS assessment at HAI Angono Site
			Participate in Yes-to-Green/Plant Buslak Program	As scheduled	C	16,333.00	In support to the government's tree planting activity
			Tree growing at selected NGP site	Quarterly	C	107,700.00	Continuous maintenance for the activity for adopted area with submitted report quarterly

ANNEX A

Area	Activity	Impacts	Control Measures	Target Date / Frequency of Implementation	Compliance Status* (C, P, N) Justification	Cost (Php)	Remarks
ENVIRONMENTAL RESEARCH	Research	Abatement of land pollution	Vermicomposting using African night crawler worms	Monthly	C	14,000	Within allotted budgeted for procuring raw materials like rice husk and chicken dung for vermicompost material
			Policitus and MES Electromagnetic Dust Suppression System Study	Quarterly	C	-	On-going installation at site
			Flora and Fauna Biodiversity Assessment including BIC Categorization	Quarterly	N/A	-	Sourcing of third party
IEC	Information and Awareness Campaign	Anti-Mining Sentiments	Production and Distribution of Environmental bulletins and newsletters	Quarterly	C	-	No expense/s since it was disseminated through emails.
			Participation to Annual Mine Safety and Environment Conference and other Envi Exhibits (Environmental Forums and Exhibits)	Annual	C		Held last Q4 November 19-22, 204
OTHERS			MMT Monitoring	Quarterly	C	291,000	Q1-Q3 expenses, Q4 MMT is yet to be scheduled
			MRFC Meetings	Quarterly	C	200,000.00	Cost covered materials, venue and per diem for the Q3 MRFC and Mining Summit
			PCO and other Environmental Trainings	Annually	C	7,875.00	40-hour Training last March 19-23, 2024
			Personnel Services	Annually	N/A	N/A	

ANNEX A

On top of the AEPEP fund, CAC and the Operator also maintain four (4) government-mandated funds as follows:

Environmental Funds	Amount (as of Jan 2026)
1. Rehabilitation Cash Fund (RCF)	Php 6,010,890.49
2. Monitoring Cash Fund (MCF)	Php 158,410.72
3. Final Mine Rehabilitation and/or Decommissioning Fund (FMRDF)	Php 23,317,386.17
4. Environmental Trust Fund (ETF)	Php 53,870.74



Above: Water quality testing at Sitio Labahan creek
 Right: Tree Planting activity at the South Wall



ANNEX A



(a)

ANNEX A

(b)

(c)

Progressive rehabilitation at North East Wall a) taken in 2015; b) taken in 2018; c) taken in 2025



MMT members along with the HAI representatives during the 2025 4th Quarter MMT validation

For the entire year, CAC passed all the environmental audits of the Multi-partite Monitoring Team (“MMT”). The MMT is a body formed pursuant to DENR Administrative Order No. 015-17 specifically to oversee CAC’s compliance to the

ANNEX A

provisions and commitments as stipulated in the approved Environmental Compliance Certificate (“ECC”). The MMT is an independent entity whose membership represents primarily the stakeholders or the public that is intended to assist the DENR in monitoring environmental impacts and compliance with the Philippine Environmental Impact Statement System requirements and other environmental laws as a third-party entity. The MMT scheme is intended to enhance participation and transparency at the post-ECC issuance stage of the Environmental Impact Assessment Process. The MMT for CAC is composed of representatives from the national and local governments, non-government organizations, and both CAC and the Operator.

The MMT visits the site quarterly to oversee compliance of the mandatory reports and updates on the permit renewal up until field/site validation. After which, discussion of accomplishments and findings (if any) are discussed, and the MMT will suggest improvement of the site. As of writing, there has been no violation of CAC’s commitments under the ECC.

Sustainable development has always been the goal of CAC and the Operator and both companies remain committed to moving forward and to fostering and protecting the environment.



(a)

ANNEX A



(b)

Backfilling activities a) for elevation +50masl; b) for elevation +70masl

Resource Management

Energy consumption within the organization:

Disclosure	Quantity	Units
Energy consumption (renewable sources)	0	GJ
Energy consumption (gasoline)	0	GJ
Energy consumption (LPG)	0	kg
Energy consumption (diesel)	1,008.29	GJ
Energy consumption (electricity)	7,564,041.68	kWh

Reduction of energy consumption:

Disclosure	Quantity	Units
Energy reduction (gasoline)	-3.44	GJ
Energy reduction (LPG)	-5.13	GJ
Energy reduction (diesel)	821.32	GJ
Energy reduction (electricity)	788,718.35	kWh

Impact, Risks and Opportunities relating to Energy Consumption Reduction

One of the Operator's environmental goals is to reduce greenhouse gas ("GHG") emissions and energy utilization per metric ton of aggregates produced directed towards helping reduce the overall negative impact of GHG emissions and energy consumption to the environment. Accordingly, the Operator continuously studies and implements the optimization of production lines to avoid unnecessary energy consumption, on-time preventive maintenance activities to keep GHG emissions at the lowest possible level, and overall proper environmental policy formulation, planning and implementation.

Despite these efforts, there are aspects of operations that currently still result in high GHG emission, or for which energy consumption can barely be reduced. These operations include re-lining and fabrication works being done at the maintenance shop and engine and fabrication works on the motor pool. To at least set-off these so far inevitable emission and energy consumption, the Operator takes various initiatives such as annual tree planting drives within mined out land areas and idle lands.

All the foregoing efforts are expected to affect not only CAC, but also the community within and around the mine through gradual improvement of environmental conditions.

Water consumption within the organization

Disclosure	Quantity	Units
Water withdrawal	495,929.00	Cubic meters
Water consumption	495,929.00	Cubic meters
Water recycled and reused	495,072.00	Cubic meters

Impact, Risks and Opportunities relating to Water Consumption

Every mining operation poses a risk of contaminating and/or depleting bodies of water surrounding the mine site. Specifically for the mine site, it is traversed in some areas by the Angono River, which streams and connects to Laguna Lake.

Nonetheless, CAC prides itself on its own that despite over 20 years of operations in Angono Rizal, CAC has neither caused nor contributed to the contamination of the Angono River or its depletion. The Operator strives for efficient use of water through 100% water recycling, especially that used for aggregate washing. The Operator also employs a Zero Discharge Scheme, which employs a standard gravity settling process. The Operator also ensures proper management of settling ponds, which includes desilting and hauling of silt, stabilization of the settling pond walls, maintenance of freeboards, and establishment of catch basins for run-offs to avoid water contamination due to run-off and instability of settling ponds for recycling.

In addition, the Operator also employs the Biodiversity Indicator and Reporting System (“BIRS”) on an annual basis. The BIRS was developed by the International Union for Conservation of Nature (“IUCN”) to help companies in the cement and aggregates sector monitor and evaluate changes to biodiversity on their landholdings, through repeated, consistent assessment and aggregation of the suitability of these landholdings for biodiversity.¹ The Operator started employing BIRS in 2018 and by 2021, the Operator found that rehabilitated and reforested sites/areas had improved wherein some of the flora, especially the fauna, are gradually returning. The Operator has also identified several floras that are invasive, which are being taken care of by means of grass cutting and re-introduction of endemic species to the areas sited.

Through these efforts, CAC and the Operator can positively affect the community's living conditions in and around the mine site.

Materials used by the organization

Disclosure	Quantity	Units
Materials used by weight or volume		
• renewable	0	MT
• non-renewable (basalt aggregates)	0	MT
Percentage of recycled input materials used to manufacture the organization's primary products and services	0	%

Impact, Risks and Opportunities relating to Materials Used by the Company

Basalt extraction necessarily results in exploitation and depletion of natural resources. It is for this reason that the Philippine Constitution and mining laws impose restrictions and require heavy government regulation on the conduct of mining business. In compliance, CAC, through the Operator, ensures that its basalt extraction activity is restricted within its approved permits and plans and its operations comply with the provisions of the MPSAs.

¹ See <https://www.iucn.org/content/biodiversity-management-cement-and-aggregates-sector-biodiversity-indicator-and-reporting-system-birs>.

ANNEX A

One risk identified with any kind of mining is the resulting ground instability from all excavations and extractions. To address this risk, the Operator conducts regular geohazard and safety assessment of site through Ground Control Management and Design Safety and Construction Quality Program. The Operator performs regular assessments after storms, earthquakes and sometimes when heavy rains occur. All assessments are collated, evaluated and reports are cascaded internally and externally by submitting a report to the Provincial Environment and Natural Resources Office. Some of the examples of the identified geohazards are those from the back of the New North Wall site which has been identified as a landslide area due to the creeping condition of the vegetation above it. After identifying the geohazard, proper controls, such as installation of road signages, and continuous monitoring are implemented.

CAC also maintains a strong relationship with the community residing within the vicinity of the quarry by establishing regular meetings and monitoring activities with the objective of creating a platform for initiative-taking planning, identifying, and preparing for any issues that the community may encounter.

Indeed, while production of aggregates causes depletion of natural resources, the Operator is still able to contribute to other areas of development in the country, such as by supplying premium aggregates for major construction projects under the government's Build Better More Program. Projects like the Mega Manila Subway, MRT-7, Malolos-Clark Package, Upper Wawa Project, South Commuter Railway Project, Pasay Reclamation and others are currently being supplied to customers. The Operator continuously re-evaluates its production targets to accommodate government projects and private sectors (ready mix , asphalt players, and hardwares and construction firms).

Ecosystems and biodiversity (whether in upland/watershed or coastal/marine)

Disclosure	Quantity	Units
Operational sites owned, leased, managed in, or adjacent to, protected areas and areas of high biodiversity value outside protected areas	None	
Habitats protected or restored (area inside the quarry and adopted forests in Antipolo)	390.81	ha
IUCN ² Red List species and DENR Administrative Order No. 2017-11 updated national list of threatened Philippine plants, trees and with habitats in areas affected by operations	National List - FLORA Category B. Endangered: Molave (<i>Vitex parviflora</i>) Category C. Vulnerable: Narra (<i>Pterocarpus indicus</i>) Kalantas (<i>Toona calantas</i>) Alupag (<i>Litchi chinensis ssp philippinensis</i>) Category D. Other Threatened: Bayanti (<i>Aglaia rimosa</i>) Kalomala (<i>Clausena brevistyla</i>) Limuran (<i>Calamus ornatus</i>) Balakat (<i>Zyzyphus talanaï</i>) Osprey, Philippine Scops-owl	

² International Union for Conservation of Nature.

ANNEX A

Disclosure	Quantity	Units
	IUCN Red List- FAUNA Endangered: Osprey (<i>Pandion haliaetus</i>) Philippine Scops-owl (<i>Otus megalotis</i>)	

Impact to Ecosystem and Biodiversity

As noted above, the quarry is away from protected areas and areas of high biodiversity value, reducing the direct impact and risks to the ecosystem and biodiversity of CAC’s mining operations. Nonetheless, CAC, through the Operator, employs ways to ensure that any negative effect to the environment is reduced to a minimum such as the annual assessment of the Biodiversity Indicator Reporting System of the site based on IUCN Guidelines, and conduct of Biodiversity Rapid Assessment of flora and fauna in comparison with the baseline biodiversity data from the Environmental Impact Assessment conducted pre-quarrying.

Republic Act No. 7942, or the Philippine Mining Act of 1995, expressly requires government contractors, such as CAC, to rehabilitate technically and biologically the excavated, mined-out, tailings covered and disturbed areas to the condition of environmental safety. For this purpose, the law requires the establishment of a mine rehabilitation fund (“MRF”), which shall be based on the government contractor’s approved work program and deposited as a trust fund in a government depository bank. The fund shall be used for physical and social rehabilitation of areas and communities affected by mining activities and for research on the social, technical, and preventive aspects of rehabilitation.

In July 2018, CAC’s final mine rehabilitation and decommissioning plan (“FMR/DP”) was approved by DENR. As of end of 2025, CAC’s MRF, maintained with the Land Bank of the Philippines, amounts to 29,328,276.66.

As of end of 2019, CAC’s quarry site located within the South Wall, North East Wall and Old North Wall has already been rehabilitated and been replanted with mixed fruit-bearing and hardwood trees, while rehabilitation is currently on-going within CAC’s quarry pit bottom and some of its older lagoons.

Mine rehabilitation efforts and actions intended to ensure that the ecosystem and biodiversity are preserved affect not only CAC, but the government and the community in and around the site, as well.



ANNEX A

(a)

(b)



(c)

Mine rehabilitation in North East Wall a) taken in 2014; b) taken in 2018; c) taken in 2025

Environmental Impact Management

Air Emissions

The air emissions discussed below affect CAC and the community within and around the quarry site. The Operator's efforts to control these emissions, to the extent necessary, are aimed at helping the gradual improvement of environmental conditions around the quarry.

GHG

Disclosure	Quantity (2025)	Units
Direct (Scope 1) GHG Emissions	0.07	Tonnes CO ₂ e
Energy indirect (Scope 2) GHG Emissions	4.09	Tonnes CO ₂ e
Emissions of ozone-depleting substances (ODS)	0	Tonnes

One of CAC's and the Operator's environmental goals is to reduce greenhouse gas ("GHG") emissions directed towards helping reduce the overall negative impact of such emissions to the environment. To further this objective, in 2019, the Operator has put in its annual objective to plant 28,000 trees, lower water consumption by 5%, reduce kWh/MT output by 4.76% and lower annual paper, fuel (diesel) and oil consumption by 3%. Additional 857 trees were planted in 2021, 1,150 trees were planted in 2022, 657 trees were planted in 2023 while 1,585 trees were planted in 2024. In 2025, there are a total of 1,000 replanted trees and 1,150 under the enhancement program within the same rehabilitation areas while waiting for additional areas for turnover.

ANNEX A

Despite these efforts, there are aspects of operations that currently still result in high GHG emission, such as plant production operations, maintenance and repair works, and administrative operations. To at least offset these emissions, the Operator takes various initiatives, such as annual tree planting drives within mined out land areas and idle lands.

Air pollutants

Disclosure	Quantity	Units
NO _x	26.05	kg
SO _x	0	kg
Persistent organic pollutants (POPs)	0	kg
Volatile organic compounds (VOCs)	0	kg
Hazardous air pollutants (HAPs)	0	kg
Particulate matter (PM)	0	kg

Environmental quality (e.g., air, water, land) inside the quarry and its neighboring areas are being monitored regularly by Best Environmental Services and Testing Corp. (BESTC), and the data for 2025 is as summarized in the table above. According to BESTC reports, while the operations produce organic wastes, such as urine and manure, which are normal in an office setting, these are not considered persistent pollutants. The Operator also ensures that its generator sets are maintained and subjected to quarterly emission testing, so that emission of NO_x and SO_x are very minimal if generators are used during power outages.

Solid and Hazardous Wastes

Solid Waste

Disclosure	Quantity	Units
Total solid waste generated	22,000.00	kg
Reusable	0.00	kg
Recyclable	20,000.00	kg
Composted	0.00	kg
Incinerated	0.00	kg
Residuals/Landfilled	2,000.00	kg

As shown in the figures above, the Operator maximizes its capacity to recycle solid waste generated from operations by running a Materials Recovery Facility, which oversees the segregation, recycling, and disposal of wastes. As the Operator collects the solid waste generated, recyclable materials are separated and either put inside the Materials Recovery Facility or inside the scrap area. For recyclables put inside the scrap area, mostly metal scraps, these are then sold to accredited scrap buyers. Recyclables put inside the Materials Recovery Facility, mostly used papers, plastic bottles and used tires, are either repurposed to be used in environmental projects or to be donated to the host community/barangays for them to reuse or sell to scrap buyers.

In addition, the Operator's thrust is to promote vermicomposting and upcycling of waste within the site. Compostable materials, usually food scraps like fruits and vegetables, are used as mulch for earthworms, which turn them, along with the other materials, into vermicast or fertilizer. For environmental projects, upcycling of tires to be used as road barriers, signages, planting pots and decorative furniture are implemented in the site.

Hazardous Waste

Disclosure	Quantity	Units
Total weight of hazardous waste generated	25,712.00	kg
Total weight of hazardous waste transported	62,200.00	kg

The Operator uses oil and grease in the production plants and in transportation, which in turn needs to be replaced regularly, thereby generating hazardous waste. It is also true for used electrical equipment. Indeed, hazardous waste, if produced excessively or mishandled, can result in adverse effects, and possible irreversible harm, to the environment and the community.

The Operator therefore ensures that hazardous waste is responsibly managed and contained in a concrete Hazardous Waste Storage Facility on-site. The Operator's Pollution Control Officer regularly checks the facility to avoid spillage and contamination. The facility is also being inspected by MMT quarterly.

Once every quarter, hazardous wastes are transferred into DENR-prescribed drums and collected by Ecology Energy Corporation ("EEC"), a DENR-accredited third-party transporter of hazardous wastes, which hauls the wastes for proper collection and treatment. ESI secures a Special Permit to Travel from the EMB (Environmental Management Bureau) prior to collection of hazardous wastes. The Operator's engagement of a third party that is DENR-accredited was made to ensure that the hazardous wastes will be transported and eventually treated and disposed in accordance with DENR imposed guidelines.

Effluents

Disclosure	Quantity	Units
Total volume of water discharges	0	Cubic meters
Percent of wastewater recycled	100	%

Every mining operation poses a risk of contaminating and/or depleting bodies of water surrounding the mine site. Specifically for CAC's mine, it is traversed in some areas by the Angono River, which streams and connects to Laguna Lake.

Nonetheless, CAC has neither caused nor contributed to the contamination of the Angono River or its depletion despite over 20 years of operations in Angono, Rizal. The Operator strives for efficient use of water through 100% water recycling, especially that used for aggregate washing. The Operator also employs a Zero Discharge Scheme, which uses a standard gravity settling process. The Operator also ensures proper management of settling ponds, which includes desilting and hauling of silt, stabilization of the settling pond walls, maintenance of freeboards, and establishment of catch basins for run-offs, to avoid water contamination due to run-off and instability of settling ponds for recycling.

In addition to the foregoing, the Operator employs the BIRS annually. The BIRS was developed by the IUCN to help companies in the cement and aggregates sector monitor and evaluate changes to biodiversity on their landholdings,

through repeated, consistent assessment and aggregation of the suitability of these landholdings for biodiversity.³ The Operator started employing BIRS in 2018, and by 2021, the Operator found that rehabilitated and reforested sites and areas inside the quarry and other adopted forests in Antipolo had improved with some of the flora gradually revegetating. The operator also identified several invasive plant species and, therefore, implemented grass cutting and the reintroduction of endemic species in the identified areas.

Environmental compliance

Non-compliance with Environmental Laws and Regulations

Disclosure	Quantity	Units
Total amount of monetary fines for non-compliance with environmental laws and/or regulations	0	PhP
No. of non-monetary sanctions for non-compliance with environmental laws and/or regulations	0	#
No. of cases resolved through dispute resolution mechanism	0	#

On February 21, 2008, CAC was issued ECC No. 0707-018-2230 by the DENR. Among the conditions under the ECC pertain to compliance with RA 6969 (Toxic substances and Hazardous and Nuclear Wastes Control Act of 1990), RA 9003 (Act Providing for an Ecological Solid Waste Management Program), RA 9275 (Philippine Clean Water Act of 2004), RA 8749 (Philippine Clean Air Act of 1999), and RA 7942 (Philippine Mining Act of 1995). The ECC also provides for the formation of the MMT, establishment of Contingent Liability and Rehabilitation Fund and Environmental Trust Fund, and organization of Mine Environmental Protection and Enhancement Office, which will oversee and implement environment-related aspect of the project.

Since its issuance, CAC and the Operator have complied with the parameters set by the government in the ECC and its MPSAs. Among other things, the Operator ensures that all of CAC's reporting obligations are properly scheduled and monitored to maintain timely submission to government agencies. More importantly, CAC's mining activities are being monitored internally and by the MMT.

The Operator is also the first Filipino aggregates company to obtain an ISO 9001-2000 certification. This is a Quality Management System Standard given to corporations that meet international standards of excellence. The Operator provides world-class aggregate products to the construction industry and efficient customer service.



Indeed, the Operator pursues excellence in all aspects of its business. This standard of doing business affects not only CAC, but every stakeholder such as its employees, shareholders, suppliers and contractors, the Operator itself, the government, and the surrounding community.

Final Mine Rehabilitation and/or Decommissioning Program (FMRDP)

Due to the quarrying activities, permanent and temporary land use change will occur in areas where facilities are established. The Final Mine Rehabilitation and/or Decommissioning Plan (FMRDP) is formulated to prepare the quarry site for its designed final land use which is to convert it to a commercial and residential area. The pit bottom will be backfilled and converted into a tri-leveled elevation using the stripped overburden from the quarry. Backfilling of pit bottom and mined-out benches as well as revegetation of these benches will be carried out under yearly progressive mine rehabilitation. Considerations for the environmental and social aspects of the mine closure are also integrated in the FMRDP.

SOCIAL

Employee Management

Employee Hiring and Benefits

Employee data

Disclosure	CAC	HAI	Units
Total number of employees	3	75	
a. Number of female employees	1	11	#
b. Number of male employees	2	68	#
Attrition rate	0	10%	rate
Salary of lowest paid employee		15,650.00	PhP/day

Employee benefits

List of Benefits	Provided Y/N	% of female employees who availed for the year		% of male employees who availed for the year	
		CAC	HAI	CAC	HAI
SSS	Y	100	1	0	1
PhilHealth	Y	0	3	0	9
Pag-ibig	Y	0	2	0	48
Parental leaves	Y	0	0	0	0
Vacation leaves	Y	100	100	100	100
Sick leaves	Y	100	100	0	100
Medical benefits (aside from PhilHealth)	Y	100	100	0	100
Housing assistance (aside from Pag-ibig)	N				
Retirement fund (aside from SSS)	Y	0	0	0	1
Further education support	N				
Company stock options	N				
Telecommuting	Y	0	0	0	0
Flexible-working Hours	N				

The Operator has employees for key positions including those covering concerns critical to health and safety, environment, and social development deployed in the mine site. Other contractor employees (other than CAC's and the Operator's employees) are also present in the site for quarry operations, labor workforce and security services.

CAC's and the Operator's employees are afforded salaries higher than minimum wage and benefits more than what is required by law. CAC's and the Operator's benefits packages include good health insurance coverage and other incentives that encourage employees to excel in the workplace. Merit increases at a maximum rate of 6% are given annually to maintain personnel salaries at a competitive level. Catch-up increase is also given for deserving top performers of the year to boost morale and satisfaction. CAC's and the Operator's benefits plans are continuously reviewed to attract and to retain excellent employees and keep the turnover rate at a minimum.

ANNEX A

Employee Training and Development

Disclosure	Quantity	Units
Total training hours provided to employees	1,440	
a. Female employees	220	Hours
b. Male employees	1,220	Hours
Average training hours provided to employees		
a. Female employees	20	hours/employee
b. Male employees	20	hours/employee

The Operator focuses on retaining competent employees and helping them gain relevant experience. To this end, the Operator offers trainings to employees, in the Philippines and abroad, for development and support to desired career path, while making sure they align with the company's organizational structure and over-all goals.

Apart from this, the Operator has a robust training program to ready potential employees to support business expansion in the future through the Apprenticeship Program, Cadet Engineering Program, Aggregates Academy, and Quarry Manager's Course.

Labor-Management Relations

Disclosure	Quantity	Units
% of the Operator's employees covered with Collective Bargaining Agreements	49	%
Number of consultations conducted with the Operator's employees concerning employee-related policies	5	#

The Operator's efforts to afford its employees above minimum salaries and benefits inevitably resulted in over 16 years of harmonious relationship with its employees' union. The Bisig ng Manggagawa sa Batong Angono Aggregates, Corp., which was established in 2008, has tirelessly championed for the rights of its members and therefore played a huge role in maintaining the amicable relations between the Operator and its employees. To sustain this relationship, the Operator is keen on timely implementing the provisions of the CBA and remains attentive to the needs of its workers that may necessitate recalibration of the benefits set out in the CBA.

Diversity and Equal Opportunity

Disclosure	Quantity	Units
% of female workers in the workforce	15	%
% of male workers in the workforce	85	%
Number of employees from Indigenous communities and/or vulnerable sector*	0	#

The Operator believes that the heart of an organization is its people. Diversity is actively sought while embracing different ideas and perspectives. The Operator seeks collaboration, believes in openness, and empowers people to

ANNEX A

speak up. Everyone in the organization is given equal opportunities in terms of training and promotions to develop talents for them to reach their full potential and become successful.

The Operator believes that gender, age, religious or cultural background, disabilities, and sexual orientation do not pose any barrier to entry into the company. Female applicants are never shunned even in positions mostly dominated by men with the confidence that they will provide inspiration, motivation, and balance to the organization.

One-paygrade matrix is implemented regardless of gender and beliefs while providing government mandated benefits and implementing programs in support to women.

Workplace Conditions, Labor Standards, and Human Rights

Occupational Health and Safety

Disclosure	Quantity	Units
Safe Man-Hours	967,043	Man-hours
No. of work-related injuries	4	#
No. of work-related fatalities	0	#
No. of work-related ill-health	0	#
No. of safety drills	12	#

The health and safety of its employees is a prime concern of CAC and the Operator. The Operator recognizes its responsibility to provide its employees with a safe, secure, and healthy working environment. To this end, the Operator put in place occupational safety and health programs and measures that meet the standards required by law of a mining company.

In 2025, the Operator logged a total of 967,043 man-hours without lost time accidents, adding to its more than 12M man-hours without lost time accident record it has since 2013.

Labor Laws and Human Rights

Disclosure	Quantity	Units
No. of legal actions or employee grievances involving forced or child labor	0	#

The Operator implements its Integrated Management System (“IMS”)⁴ Policy, which deals with issues relating to forced labor, child labor and human rights. The Operator strongly prohibits, and does not tolerate, any violation of labor laws and human rights in the mine site as mandated by the Department of Labor and Employment (“DOLE”) guidelines. The Operator values the dignity of its employees and respects the rights of its workers. The Operator is committed to keep its work environment free from sexual intimidation and exploitation through its Sexual Harassment Policy. The Operator also does not tolerate bullying in the workplace, nor does it discriminate against anybody due to gender, age, religious or cultural background, as well as disabilities and sexual orientation.

⁴ See attached Annex A.

ANNEX A

Even with the implementation of the foregoing policies, the Operator is prepared to address instances when these are violated. To address this, the Operator has established a grievance mechanism where a discriminated employee may file a complaint. In addition, the Operator constantly reminds the union to be open to receiving such complaints in case an employee chooses to air out grievances to it.

The employee's handbook, the Crusher man's Guide, is followed when handling grievances, investigations and implementation of consequences and penalties to allow just and objective treatment of cases. The Operator believes and values discipline to correct deficient or unsatisfactory behavior and performance based on policies and established rules.

Supply Chain Management

Local and international suppliers are selected based on long-term relationship opportunities, compliance with local and legal requirements, and commitment to safety and sustainable development while delivering value-for-cost procurement for CAC.

Being an ISO Certified company, the Operator requires its suppliers upon accreditation to adhere to specific rules and guidelines to conform to OHS and CSR Requirements.

The Operator considers the following sustainability topics in accrediting its suppliers:

Topic	Specific Supplier Policy
Environmental performance	Contractor Safety Management
Forced labor	IMS Policy
Child labor	IMS Policy
Human rights	IMS Policy
Bribery and corruption	Anti-Bribery and Corruption Directive (ABCD)

The Operator is committed to creating value for all its stakeholders with the principle of sustainable development even into its procurement strategy, day-to-day operations, and relationships with suppliers. Suppliers, partners, and contractors are expected to comply with local and legal requirements and to align with the Operator's policies on health & safety, environment, and human rights as well as the Anti-Bribery and Corruption Directive (ABCD) and Fair Competition Directive (FCD) as previously discussed.

The Operator periodically reviews its supply chain strategy to produce a professionally designed system that can support the overall trajectory of the business that will lead to achieving commercial goals and consequently, business success.

Relationship with Community

The Operator, through its Development of Mining Technology and Geosciences (“DMTG”) Program, has awarded full college scholarship to deserving students in Angono. The scholarship program produced one Mining Engineer working for the Operator. Three (3) more students are currently enrolled in Adamson University under the DMTG Program.



Significant Impacts on Local Communities

The table below summarizes various operational activities of the Operator and how each of these activities affected the communities around the mine site. None of the following affects indigenous peoples.

Operations	Location	Vulnerable groups	Effect to the community	Mitigating or enhancement measures
Infrastructure	Brgys. San Roque, Bagumbayan, Kalayaan, Mahabang Parang, San Vicente and Sto. Nino	Poor or bottom of pyramid (“BOP”)	Construction of sound roads	<i>Mitigating</i> - construction of roads, canals, drainage system, sidewalks, easements, pathways
Infrastructure	Brgys. San Isidro, San Roque, Bagumbayan, Mahabang Parang, Poblacion Ibaba, San Pedro and Sto. Nino	Children, youth and elderly, persons with disabilities, vulnerable women, solo parents, poor and BOP	Community facilities and amenities	<i>Enhancement</i> - rehabilitation and provision of Barangay Halls, Day Care Centers, Chapel, rehabilitation of water supply system, painting of roads, humps, posts and murals, provision of solar streetlights
Human resources and institutional building	Brgys. San Isidro, San Roque, Mahabang Parang, Poblacion Itaas and San Pedro	Children, youth and elderly, persons with disabilities, vulnerable women, solo parents, poor and BOP	Capacity building	<i>Enhancement</i> - provision of trainings for Barangay officials and staff
Human resources and institutional building	Brgys. San Isidro, San Roque, Mahabang Parang, Poblacion Ibaba and Poblacion Itaas	Children, youth and elderly, persons with disabilities, vulnerable women, solo parents, poor and BOP	Maintenance of peace and order	<i>Enhancement</i> - provision of CCTVs, motorcycles, peace and order uniform and tools
Enterprise development and support services	Brgys. San Isidro and Bagumbayan	Children, youth and elderly, persons with disabilities,	Livelihood and employment	<i>Mitigating</i> - provision of Skills Training

ANNEX A

Operations	Location	Vulnerable groups	Effect to the community	Mitigating or enhancement measures
		vulnerable women, solo parents, poor and BOP		
Promotion of socio-cultural values	Brgys. San Isidro, San Roque, Bagumbayan, Kalayaan, Mahabang Parang, Poblacion Ibaba, Poblacion Itaas, San Pedro, San Vicente and Sto. Nino	Children, youth and elderly, persons with disabilities, vulnerable women, solo parents, poor and BOP	Promotion of cultural heritage	<i>Enhancement</i> - provision of support to repainting of murals, celebrations of festivals at barangay and municipal level (Higantes Festival) and provision of marching band instruments

In addition to the foregoing, the Operator also engages in various Corporate Social Responsibility (“CSR”) and Social Development and Management Programs (“SDMP”). An SDMP refers to the comprehensive five-year plan of a mining contractor towards the sustained improvement in the living standards of the host and neighboring communities by creating responsible, self-reliant, and resource-based communities capable of developing, implementing, and managing community development programs, projects, and activities in a manner consistent with the principle of people empowerment.

The Operator is committed to contributing a positive impact to the communities through the implementation of its Social Development and Management Program “SDMP” initiatives. The total approved budget for the 2025 Annual SDMP (“ASDMP”) was PhP 19,213,648.49 for the ten communities in Angono. The Php 4,921,531.02 of the said budget came from the unutilized fund of CY 2024.

The SDMP is broken down as follows in reference to the SDMP budget allocation:

SDMP Section	%	Allocation	Expenditure
Development of Host and Neighboring Communities (DHNC)	75	Php 13,709,105.02	Php 12,962,362.69
Information, Education, Communication Campaign (IEC)	15	Php 2,790,498.41	Php 1,932,563.33
Development of Mining Technology and Geosciences (DMTG)	10	Php 2,714,045.06	Php 2,238,002.89

DHNC projects for CY 2025 included provision of waste processing equipment to convert coconut husk into ropes, additional CCTV cameras, asphalt laying project, provision of ready-mix for road concreting and rehabilitation, solar street lights, renovation of Livelihood and BDRRM Building, maintenance and declogging of canals, improvement of Day Care Centers, provision of school supplies to elementary and high school students, maintenance medicines to infants, children and adults, conduct of Operation Tuli, capacity building of Barangay Health Workers, assistance to “Buntis Congress 2025”, improvement of Barangay Health Building, celebration of San Isidro Festival, Higantes Festival, Computer Literacy Conduct for Barangay Council, Provision of 1 Emergency Transport Vehicle, provision of materials for start-up businesses (small oven, trays, sacks of rice, etc.), provision of honorarium for Doctor sa Barrio Program, celebration of San Roque Festival, seminar on security and safety for Brgy. Tanods, celebration of Mahabang Parang festival and provision of construction materials for waiting shed.

IEC programs included:

- Preparation of Audio-Visual Presentation (AVP) on responsible mining
- Installation of murals
- Establishment, maintenance, updating of information Boards and signages at Barangay Halls
- Community clinics, relief operations and feeding programs to indigent residents of the community
- Multisectoral consultation & planning sessions to identify priority projects
- SDMP monitoring and other activities
- Support for attendance & participation in the Community Relations Conference and Minerals Industry Symposium during the ANMSEC
- Support to community events and municipal events
- Development and maintenance of website

Lastly, the DMTG continued supporting the funding for Structural Condition Assessment Relative to Blasting, Social Impact Assessment, Scholarship programs for three (3) students for 2025, expenditures on equipment for mining activities & initiatives of the Rizal Quarry Academy, Inc. (RQAI) and adoption of Tertiary School in Angono for Computer or Science Laboratory (donation of technology related to mining technology).

The five-year SDMP, covering the years 2020 to 2025, was approved by MGB IV-A on June 20, 2020, under COA No. 034-2020-05 IV. The total budget amounts to PhP 82,358,717.67 million for the host and neighboring barangays.

None of the foregoing operations and projects affect indigenous communities or people because there are no identified indigenous communities or people in and around the quarry, as supported by the Certificate of Non-Overlap CNO-RIV-RIZ-2018-1063 issued by the National Commission on Indigenous Peoples Regional Office IV.

The succeeding tables show the summary of actual expenditures in 2025, and number of beneficiaries per Project/Program/Activity (PPA).

ANNEX A

DHNC, IEC and DMTG DOCUMENTATION FOR 2024 Q1



**Assistance to the fire victims of
Barangay Kalayaan Angono, Rizal**



**Provision of Educational Assistance
to BSI/HAI Iskolars**



**Support to the Celebration of
Barangay Sto. Nino Fiesta**



**Provision of Grass Cutter
Equipment and Fixture of Barangay San
Isidro**



**Provision of Agregates Construction
Materials of Barangay San Vicente**



**Doctor sa Barrio Program
Monthly Honorario for Health of**



**Community Watch
Honoraria of Tanod at Barangay
Poblacion Itaas**



**Community Watch
Honoraria of Tanod at Barangay
Bagumbayan**



**Community Watch
Honoraria of Tanod at Barangay Sto
Nino**



**Labors and Repair
Improvement of Day Care Center at
Barangay San Pedro**



**Provision of Printer
Equipment and Fixture of Barangay
Poblacion Itaas**



**Provision of 122 Cement bags and
13 Steel Bars Construction Materials
of Barangay San Vicente**



**Provision of Medicines
Host and Neighboring Barangays**



**Provision of School Supplies
Host and Neighboring Barangays**



**Provision of Fire Truck to Barangay
San Roque**

ANNEX A



**Support to the Medical Mission of
Barangay San Pedro**



Monthly - Liga ng mga Barangay



**Umbrella and Planner to the
Office of the Mayor**



**Donation of Aggregates to the Fire
Victims of Barangay Kalayaan**



**Provision of 300 Hygiene Kit for the National
Celebration of Women Month
At Dr Vivencio B. Villamayor Integrated School**



**1st Quarter Solid Waste
Management Board Meeting – with
MENRO Angono**



**Barangay Assembly – Poblacion
Itaas**



**4th ASDMP MGB Validation
and Liga ng mga Barangay**



**4th ASDMP MGB Validation
Host Community
Barangay San Isidro and Barangay San Roque**



Barangay Assembly – San Vicente



Barangay Assembly – San Roque



DMTG Scholar Monthly Allowances

DHNC, IEC and DMTG DOCUMENTATION FOR 2024 Q2



Provision of Holcim Cements to
Barangay Kalayaan



Provision of Tanod Equipment to
Barangay Mahabang Parang



Provision of school supplies to
Barangay Poblacion Ibaba



Provision of school supplies to
Barangay Poblacion Ibaba



Provision of refrigerator to
Barangay Health of Poblacion Ibaba



Provision of school supplies to
Barangay Bagumbayan



Provision of school supplies to
Barangay San Vicente



Provision of school supplies to
Barangay Poblacion Itaas



Provision of school supplies to
Barangay Kalayaan



Provision of BDRRM materials to
Barangay Poblacion Itaas



Provision of Holcim cements to
Barangay Bagumbayan



CCTV Projects

ANNEX A



Provision of school supplies to
Barangay San Vicente



Provision of holcim cements to
Barangay Poblacion Ibaba



Conduct of Operation Tuli 2024
(Barangay San Roque)



Turn-over of Operation Tuli
materials to Barangay San Isidro



Conduct of Operation Tuli 2024
(Barangay San Isidro)



Dialogue with Barangay San Isidro
Re: ASDMP Status



Provision of Aggregates to Barangay
Kalayaan Fire Victims



Weekly coordination meeting with
Barangay San Isidro



Sitio Minahang Bato clearing
operation



Liga ng mga Barangay ASDMP
Update – June 2024

ANNEX A



ROAI SMAW NC1 Training



DMTG Scholar OJT at Taiwan

DHNC, IEC and DMTG DOCUMENTATION FOR 2024 Q3

Assistance to Infrastructure Development and Support Services





PI/PIA

- Provision of Solar Street Lights

BENEFICIARY

- Barangay San Isidro

NO. OF BENEFICIARY(JES)

- 8,000 families

IMPACT

- Reduce reliance on fossil fuels, thus lowering greenhouse gas emissions, By using solar energy, they contribute to the mitigation of climate change.

SDG SUPPORTED




Assistance to Infrastructure Development and Support Services





PI/PIA

- Final visit of contractors to Sujit Compound for the Asphalling of the area

BENEFICIARY

- San Isidro, Angono, Rizal

NO. OF BENEFICIARY(JES)

- 300 families

IMPACT




- Better access roads



SDG SUPPORTED





Access to Education and Educational Support Programs

P/I/A	• Balik Eskwela Program 2024
BENEFICIARY	• Barangay San Roque, Angono, Rizal (Host Community)
NO. OF BENEFICIARY(IES)	• 1,200 families
IMPACT	<ul style="list-style-type: none"> • Provide indigent students with proper school supplies for the upcoming school year • Reduce financial burden • Promote equity and boost academic performance
SDG SUPPORTED	  

Access to Education and Educational Support Programs





P/I/A	• Balik Eskwela Program 2024
BENEFICIARY	• Barangay Bagumbayan, Angono, Rizal
NO. OF BENEFICIARY(IES)	• 400 families
IMPACT	<ul style="list-style-type: none"> • Provide indigent students with proper school supplies for the upcoming school year • Reduce financial burden • Promote equity and boost academic performance
SDG SUPPORTED	  

Access to Education and Educational Support Programs




PI/PA
• Balik Eskwela Program 2024
BENEFICIARY
• Barangay Poblacion Ibaba, Angono, Rizal
NO. OF BENEFICIARY(IES)
• 700 families
IMPACT
• Provide indigent students with proper school supplies for the upcoming school year
• Reduce financial burden
• Promote equity and boost academic performance
SDG SUPPORTED
  

Access to Education and Educational Support Programs




PI/PA
• Balik Eskwela Program 2024
BENEFICIARY
• Barangay Mahabang Parang, Angono, Rizal
NO. OF BENEFICIARY(IES)
• 500 students
IMPACT
• Provide indigent students with proper school supplies for the upcoming school year
• Reduce financial burden
• Promote equity and boost academic performance
SDG SUPPORTED
  

Access to Education and Educational Support Programs



P/PIA

- Provision of table and chairs

BENEFICIARY

- Brgy. San Isidro Day Care Center

NO. OF BENEFICIARY(IES)

- 300 families

IMPACT

- Enhance learning environment, promotion of child comfort and safety, support to the overall development of young children

SDG SUPPORTED




Access to Health Services, Health Facilities and Health Professionals



P/PIA

- Operation Tuli

BENEFICIARY

- Barangay San Isidro

NO. OF BENEFICIARY(IES)

- 120 adolescent boys

IMPACT

- Accessibility to health services and medicines

SDG SUPPORTED




Access to Health Services, Health Facilities and Health Professionals




P/I/A	• Buntis Congress
BENEFICIARY	• Barangay San Isidro
NO. OF BENEFICIARY(IES)	• 120 expectant mothers
IMPACT	• Better maternal and child outcome
SDG SUPPORTED	 

Protection and Respect of Socio-Cultural Values




P/I/A	• Palarang Lahi and San Roque Festival
BENEFICIARY	• Barangay San Roque
NO. OF BENEFICIARY(IES)	• 7,919 individuals
IMPACT	• Increased community bonding, preservation of traditions, promotion of cultural identity
SDG SUPPORTED	 

Information, Education and Communication Campaign



Liga ng mga Barangay Meeting



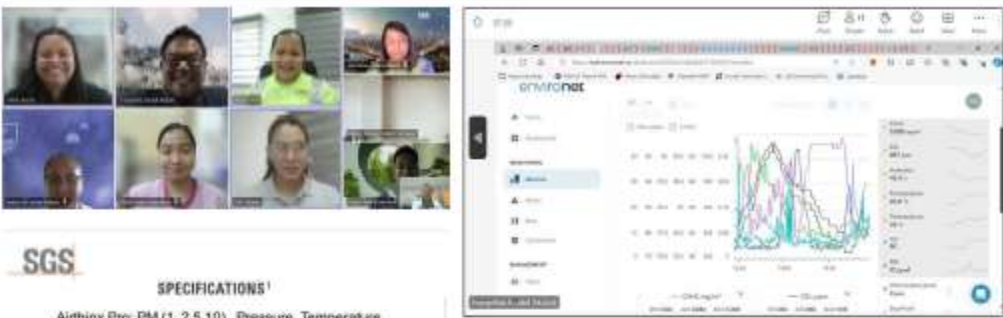
Information, Education and Communication Campaign



Community engagement at Sitio Labasan focused on educating the residents about potential hazards associated with HAJ Angono Site Operations



Information, Education and Communication Campaign



SGS

SPECIFICATIONS¹

- Airthinx Pro: PM (1, 2.5, 10) , Pressure, Temperature, Humidity, Noise, Light sensors. 2-slots for additional gas sensors (SO₂, NO₂), Internal datalogger, 4G LTE modem. Power adaptor for AC or DC.
- Subscription service for data storage, communications and tools. 1-year
- Wind direction, wind speed, and rain gauge

Virtual presentation of SGS on Weather Station

- Possible co-location with other mine-sites
- Coverage of one weather station is 5 hectares
- Unit capable of measuring ambient air

Information, Education and Communication Campaign



PI/IA

- Relief operation of Eastern Rizal Miners Association at Rizal Provincial Capitol

BENEFICIARY

- Rizal, Philippines

NO. OF BENEFICIARY(IES)

- 500 families

IMPACT

- Provide immediate assistance to the victims of Typhoon Carina

SDG SUPPORTED



ANNEX A

Information, Education and Communication Campaign






PI/IA

- Creation of Helix Aggregates Incorporated annual PMEA AVP

BENEFICIARY

- Angono, Rizal

NO. OF BENEFICIARY(IES)

- 80,000 beneficiaries

IMPACT

- Provide community rightful information of HAI's operations. Be able to share best practices on H&S, Environment and Social Development

SDG SUPPORTED



Information, Education and Communication Campaign






PI/IA

- Quarry Tour of Barangay San Isidro/HAI Iskolars

BENEFICIARY

- Barangay San Isidro Angono, Rizal

NO. OF BENEFICIARY(IES)

- 20 families

IMPACT

- Be able to share the best practices of the site when it comes to H&S, Environment and Social Development

SDG SUPPORTED



Information, Education and Communication Campaign

P/I/A

- DOMSA IEC Project: Installation of safety signages, convex mirrors and solar lights

BENEFICIARY

- Angono, Rizal

NO. OF BENEFICIARY(IES)

- 89,427 individuals

IMPACT

- Enhanced safety, improved navigation, reduced accidents

SDG SUPPORTED

Information, Education and Communication Campaign

P/I/A

- Provision of road safety seminar to tricycle drivers in DOMSA

BENEFICIARY

- COTODA, Angono, Rizal

NO. OF BENEFICIARY(IES)

- 500 families

IMPACT

- Enhanced safety, reduced accidents, empowerment of drivers with knowledge to advocate for safer roads

SDG SUPPORTED


Information, Education and Communication Campaign






PI/PA

- Quarry, crusher, safety, envi and social management murals

BENEFICIARY

- Angono, Rizal

NO. OF BENEFICIARY(IES)

- 130,000 beneficiaries

IMPACT

- Cultural identity, promotion of arts, aesthetic public spaces, education on responsible mining

SDG SUPPORTED



Development of Mining Technology and Geosciences





PI/PA

- Shielded Metal Arc Welding (NC1) at Rizal Quarry Academy

BENEFICIARY

- HAI Employees and family members

NO. OF BENEFICIARY(IES)

- 4 individuals

IMPACT

- Skill development and opportunity for additional livelihood or employment

SDG SUPPORTED



DHNC, IEC and DMTG DOCUMENTATION FOR 2024 Q4
Development of the Host and Neighboring Communities:

Assistance to Infrastructure Development and Support Services

Date: November 12, 2024
Location: Barangay Poblacion Itas, Angono, Rizal
Project: Purchased 12 units of EcoShift LED Solar Street Light Economy Type
Allocated Fund: Php. 15,000
Actual Exp: Php. 15,000
Beneficiary: 495 Families
SDG: 09

2
Development of the Host and Neighboring Communities:

Protection and Respect of Socio-Cultural Values

Date: November 12, 2024
Location: Barangay Poblacion Itas, Angono, Rizal
Project: Provision of painting materials for the repainting of Murals
Allocated Fund: Php. 20,960.69
Actual Exp: Php. 20,960.69
Beneficiary: 583 Individuals
SDG: 11

3
Development of the Host and Neighboring Communities:

Access to Health Services, Health Facilities and Health Professionals

Date: November 12, 2024
Location: Barangay San Vicente, Angono, Rizal
Project: Provision of non-prescribed and over the counter medicines for the completion of quarter 2 project.
Allocated Fund: Php. 70,000
Actual Exp: Php. 70,000
Beneficiary: 167 Individuals
SDG: 03

4

Development of the Host and Neighboring Communities:



**Assistance to Infrastructure
Development and Support Services**

Date: November 12, 2024
Location: Barangay San Pedro, Angono, Rizal.
Project: Provision of paints materials and labor for the humps and posts
Allocated Fund: Php. 40,937
Actual Exp: Php. 40,937
Beneficiary: 1866 Individuals
SDG: 09

6

Development of the Host and Neighboring Communities:



**Assistance to Infrastructure
Development and Support Services**

Date: November – December, 2024
Location: Dona Aurora St., Mangleh St., Don Justo St. ML Quezon Ave. Barangay San Roque, Angono, Rizal.
Project: De-Clogging of Canals
Allocated Fund: Php. 100,000
Actual Exp: Php. 100,000
Beneficiary: 7,919 Individuals
SDG: 09

6

Development of the Host and Neighboring Communities:



Assistance to Infrastructure Development and Support Services

Date: November 12, 2024
Location: Barangay Poblacion, Angono, Rizal
Project: Purchased of Tanod Equipment (for Completion)
Allocated Fund: Php. 43,355
Actual Exp: Php. 43,355
Beneficiary: 2,419 Individuals
SDG: 08

Development of the Host and Neighboring Communities:



Protection and Respect of Socio-Cultural Values

Date: November 24, 2024
Location: Municipality of Angono, Rizal
Project: Assistance to the Celebration of Higantes Festival to 10 Barangays of Angono
Allocated Fund: Php. 1,770,655.98
Actual Exp: Php. 1,616,655.98
Beneficiary: 113,283 Individuals
SDG: 11

Development of the Host and Neighboring Communities:



Protection and Respect of Socio-Cultural Values

Date: November 24, 2024
Location: Municipality of Angono, Rizal
Project: Assistance to the Celebration of Higantes Festival to 10 Barangays of Angono
Allocated Fund: Php.1,770,655.98
Actual Exp: Php. 1,616,655.98
Beneficiary: 113,283 Individuals
SDG: 11

Development of the Host and Neighboring Communities:



Protection and Respect of Socio-Cultural Values

Date: November 24, 2024
Location: Municipality of Angono, Rizal
Project: Assistance to the Celebration of Higantes Festival to 10 Barangays of Angono
Allocated Fund: Php.1,770,655.98
Actual Exp: Php. 1,616,655.98
Beneficiary: 113,283 Individuals
SDG: 11

Development of the Host and Neighboring Communities:

Access to Education and Educational Support Programs

Date: December 08, 2024
Location: Barangay San Isidro, Angono, Rizal.
Project: Student's assessment for the Scholarship Program
Allocated Fund: Php. 301,000
Actual Exp: Php. 3,250
Beneficiary: 40 Individuals
SDG: 04

11

Development of the Host and Neighboring Communities:

Access to Education and Educational Support Programs

Date: December 14, 2024
Location: Barangay San Isidro, Angono, Rizal
Project: Distribution of Educational Support for 40 Scholars.
Allocated Fund: Php. 301,000
Actual Exp: Php. 304,250
Beneficiary: 40 Individuals
SDG: 04

12


Development of the Host and Neighboring Communities:

Access to Education and Educational Support Programs

Date: January 04, 2025
Location: Barangay San Roque, Angono, Rizal
Project: Distribution of Educational Support for 30 Scholars
Allocated Fund: Php. 180,000
Actual Exp: Php. 180,000
Beneficiary: 30 Individuals
SDG: 04

13


Information, Education & Communication


Expenditures for continuing public awareness and education campaigns such as radio and web-based broadcasts, publications, and other forms of mass communication on mining related information, issues and concerns on a local and national scale

Date: November 05, 2024
Location: Agoncillo & Lemery, Batangas
Project: Distribution of Relief Goods
Allocated Fund:
Actual Exp: Php. 42,855
Beneficiary: 100 families

14

ANNEX A

Information, Education & Communication



Expenditures for continuing public awareness and education campaigns such as radio and web-based broadcasts, publications, and other forms of mass communication on mining related information, issues and concerns on a local and national scale

Date: November 19, 2024
Location: Barangay San Roque, Angono, Rizal
Project: Attendance & Participation in the Community Relations Conference (AMNSEC)
Allocated Fund: Php. 40,000
Actual Exp: Php. 40,000
Beneficiary: 4 Individuals (Host Brgy)
SDG: 04

Information, Education & Communication



Expenditures for continuing public awareness and education campaigns such as radio and web-based broadcasts, publications, and other forms of mass communication on mining related information, issues and concerns on a local and national scale

Date: November 18-22, 2024
Location: Baguio, City
Project: HAI Sponsorship & Participation in the (AMNSEC2024)
Allocated Fund:
Actual Exp:
Beneficiary:

ANNEX A



Information, Education & Communication



Expenditures for continuing public awareness and education campaigns such as radio and web-based broadcasts, publications, and other forms of mass communication on mining related information, issues and concerns on a local and national scale

Date: November 19, 2024
Location: Barangay San Isidro, Angono, Rizal.
Project: Attendance & Participation in the Community Relations Conference (AMNSEC)
Allocated Fund: Php. 40,000
Actual Exp: Php. 40,000
Beneficiary: 4 Individuals (Host Brgy)
SDG: 04



Information, Education & Communication



Expenditures for continuing public awareness and education campaigns such as radio and web-based broadcasts, publications, and other forms of mass communication on mining related information, issues and concerns on a local and national scale

Date: November 24, 2024
Location: Municipality of Angono, Rizal
Project: Participation and Sponsorship at Gigantes Festival. (Support to Community and Municipal events).

ANNEX A

Information, Education & Communication


Expenditures for continuing public awareness and education campaigns such as radio and web-based broadcasts, publications, and other forms of mass communication on mining related information, issues and concerns on a local and national scale

Date: December 07, 2024
Location: Sitio Labahan, Barangay San Isidro Angonoo, Rizal
Project: Participation on IEC Campaign of Brig. San Isidro: Waste Segregation
Allocated Fund:
Actual Exp:
Beneficiary: 50 households
SDG: 2,3,13

19

Information, Education & Communication


Establishment/enhancement/maintenance of information and publicity centers where stakeholders can access information on the performance of a mining project to government regulations

Date: December 25, 2024
Location: Barangay San Isidro Angonoo, Rizal
Project: Instalation of Murals at Helix Aggregates Inc.
Allocated Fund: Php. 462,000
Actual Exp: Php. 462,000
Beneficiary: 113,283 individuals

DEVELOPMENT OF MINING TECHNOLOGY ANG GEOSCIENCES (DMTG)


Establishment/enhancement/maintenance of information and publicity centers where stakeholders can access information on the performance of a mining project to government regulations

Date: December 17, 2024
Location: Barangay San Roque Angonoo, Rizal
Project: Helix Social Impact Assessment
Allocated Fund: Php. 462,000
Actual Exp: Php. 462,000
Participants: 30 (Host & Neighbor Councils) & 80 different Stakeholders

21

Customer Management

Customer Satisfaction

Disclosure	Score	Did a third party conduct the customer satisfaction study?
Customer satisfaction	Very Satisfactory (90%)	No.

Although the Operator supplies only to one customer, Holcim Philippines, Inc. (“HPI”), Customer Satisfaction Surveys are sent out to HPI’s major clients on a semi-annual basis to improve engagements and quality of service being accorded to them by the Operator.

The Customer Satisfaction Survey measures overall satisfaction with the product, especially in terms of quality (cleanliness, grading, consistency, compliance to specifications), stock availability, and price. The survey is also used to gauge overall satisfaction with the service, queueing time at the plant, loading time, queueing time at the weigh bridge, availability of loading equipment, technical support, plant health and safety practices, and customer service.

Health and Safety

Disclosure	Quantity
No. of substantiated complaints on product or service health and safety	5
No. of complaints addressed	5

All complaints were acted on and immediately followed by a root cause analysis to implement necessary corrective actions for process improvement. The Operator diligently documents the area stockpile source of the materials, takes photos of trucks before covering and leaving the premises and weighs trucks upon entry and exit from the quarry.

Marketing and labelling

Disclosure	Quantity
No. of substantiated complaints on marketing and labelling	n/a
No. of complaints addressed	n/a

Crushed aggregates are directly hauled out by HPI’s customers from the stockpiles to their trucks with no packaging and labelling requirements. Nevertheless, conveyor lines are properly marked to match the loading cards provided to trucks upon entry to ensure that the correct size of aggregates are loaded. Loaded trucks are also required to pass through final inspection at the Quality Control Office as an added assurance of the correctness and quality of aggregates provided.

Customer privacy

Disclosure	Quantity
No. of substantiated complaints on customer privacy	0
No. of complaints addressed	0
No. of customers, users, and account holders whose information is used for secondary purposes	0

Respect for customer privacy is being sustained in the organization from Sales to Dispatch to Quality Control. Confidential information is not disclosed to any entity or is used for secondary purposes without written consent from HPI's customers.

Data Security

Disclosure	Quantity
No. of data breaches, including leaks, thefts, and losses of data	0

Integrity is one of the values embraced by CAC and the Operator. As such, sensitive data are kept confidential with access to information limited to relevant parties only.

UN SUSTAINABLE DEVELOPMENT GOALS

Contributions to UN SDGs

Key products and services and their contribution to sustainable development


HAI, in its operation of CAC's mine, is committed to contributing to the sustainable development goals set by UNESCO through various aspects of its business operations.



The mining and quarrying industry in general is dominated by men. However, among the Operator's employees, gender diversity is high at 14% women from a total of ninety-eight employees, embracing diversity and inclusion in the workforce. The Operator passionately believes that gender, age, religious or cultural background, disabilities and sexual orientation do not pose any barrier to entry into the company. Female applicants are never shunned even in positions mostly dominated by men with the confidence that they will provide inspiration, motivation, and balance to the organization.



The Operator ensures that the most competitive benefits package and good working conditions for its direct hires are provided. Equal training opportunities and equal access to professional development that are relevant to the needs and career path of the employees are also given to ensure that they are equipped to perform their job to allow them to see themselves as contributing to corporate goals.



Outside the organization, the Operator's SDMP provides commitments to lower poverty rate in the community:



- The 2024 Education Programs provide financial and school program assistance to 120 students.
- Training programs such as Shielded Metal Arc Welding NC II, barbers' training, and dressmaking are provided to forty-two unemployed members of the community to allow them to have decent work for their families.

- The Banlik Enterprise, which is a start-up livelihood program started in 2015 by the local government of Angono and the Operator, allows unemployed women, and persons with disabilities have a source of income through the livelihood program.
 - PhP 2.4 million worth of infrastructure projects (including construction of roads, pathways and day care centers and installation of solar streetlights and CCTVs) ensure sustainable communities in the Municipality of Angono.
-

ANNEX A

The Operator provides educational assistance to seventy-five secondary and tertiary students of Brgys. San Isidro and San Roque through the grant of scholarships. For residents of other barangays, the Operator also provides school supplies and other educational equipment and materials such as LED television sets, learning materials as part of Alternative Learning System, and fans for proper ventilation.



Aside from these, the Operator, through the DMTG Program, has four geology scholars provided with tuition fees, miscellaneous fees, allowances, dormitories, and other expenses necessary for them to complete their program.



With health and safety as the core value of the Operator, world-class initiatives are adopted to ensure the overall well-being of its employees, partner contractors, and visitors. Health assessment and training are provided by the Operator's resident doctor and nurses apart from their primary role of manning the clinic and initiating first aid treatments.

HMO benefits for regular employees can be extended to three dependents, including children and parents.

Further to these, the SDMP Program includes support to health services in all 10 barangays of Angono with an aggregate Php 2 million in projects, programs, and activities from medical and dental missions, to Operation Tuli, to provision of Cervical Awareness and Vaccination Programs, to provision of medicines and equipment such as oxygen tanks, autoclave and stretchers for the improvement of health facilities, to provision of sports equipment to promote fitness and well-being of the youth and senior citizens. The health programs of the SDMP also include supporting clean and green programs such as declogging of canals and river rehabilitation programs.

The Operator is keen on helping lessen the negative effects of climate change and protecting the environment. In the years to come, the Operator commits to continuously re-evaluate its processes and keep up with technological progress to support the reduction of adverse effects of mining to the environment, all the while supporting the UN Sustainable Goals.

- *Clean water and sanitation.* Considered as best practice among the industry, the Operator employs a zero-discharged, closed-loop water recycling system through a series of sand traps and settling ponds to collect water from aggregates washing. The ponds allow silt to settle by gravitation and for the water to be recycled and used again for aggregate washing. The company takes utmost care to ensure that silt is managed to avoid run-off to existing surface water bodies. Further, the quarry pit bottom acts as a natural catchment basin that helps prevent flooding in neighboring low-lying areas as supported by Flood Modelling Research Studies in 2015 and 2017.



ANNEX A

In the communities, the Operator funds river rehabilitation programs to ensure the free flow of clean water along the tributaries in Angono, especially during the rainy season. Water PVC pipes were also provided to Brgy. Poblacion Ibaba to rehabilitate the water system in the barangay to make clean water accessible to the families therein.

- *Affordable and clean energy.* As solar panels become priced, projects under the SDMP have seen PhP 0.6 million worth of solar streetlights provided to illuminate the streets of Brgy. San Isidro in 2019 with other barangays planning to follow suit in 2020 and beyond.
- *Responsible consumption and production.* Produced aggregates with quality concerns are re-fed to crushers for reprocessing so as not to put them to waste. Recycling and upcycling initiatives are also encouraged across the plant's operations.
- *Climate action.* The Operator's target is to reduce carbon intensity through LED lights, shift from synthetic oil to mineral oil, and promote solar panel use to contribute to this goal.

Further to this, the Operator commits to demonstrating a positive change for biodiversity. The BIRS, established through LafargeHolcim's partnership with Flora and Fauna International ("FFI")

In 2021, the Operator commissioned a third-party service provider to conduct biodiversity rapid assessment to determine the species diversity, tree endemism, and wildlife migration pattern within the site as part of its sustainability commitment.

The Biodiversity Indicator and Reporting System ("BIRS") is still used by the Operator today to help the business track and assess changes to biodiversity in the quarry and its surrounding areas. The Operator is consistently applying its best environmental practices to ensure that the assessment in 2023 will show favorable results for flora and wildlife that are gradually returning.

- *Life below water.* The Operator sustains projects which aim to reduce single-use plastic to beat plastic pollution in oceans and allow life below water to thrive.
- *Life on land.* The Operator's rehabilitation program and reforestation programs in mined-out and idle areas improve biodiversity in support to sustainability goals. In 2025, the Operator planted an additional 1,585 trees with an over-all survival rate of 94%.



The Operator has existing partnerships with FFI, IUCN, and the University of the Philippines (UP) – Biology Department in relation to the implementation of community-based conservation programs and monitoring its biodiversity targets.

The Operator also commissioned the UP National Institute of Geological Sciences (UP NIGS) for its flood modeling targets. UP NIGS conducted flood modeling studies for the Operator, which indicate that the quarry pit can contain 1.2 million cu.m of rainwater, which showed that the quarry helps in flood mitigation in Angono.

The Operator likewise maintains close coordination with its stakeholders, including its host and neighboring barangays, for the implementation of SDMP projects. Planning sessions are being conducted on a regular basis to monitor the status of funds and completion of the projects.

Helix Mining and Development Corporation (HMDC)
- a reliable partner for the mineral products and
solutions in building a strong nation.

We conduct our business in a manner that
creates a healthy and safe environment for
all stakeholders - our employees, contractors,
communities and customers - built on a sound
health and safety culture.

Health and Safety is our core value. We believe
in visible leadership and personal accountability
for Health and Safety at all levels and throughout
our organization.

Nothing we do is worth getting hurt for.

Our Commitment


We will:

- Conduct our business with a goal of zero harm.
- Provide safe, healthy and secure work conditions for employees and contractors.
- Maintain a global Health and Safety Management System designed to continuously improve our performance and actively minimize risk in our business.
- Comply with applicable legal, regulatory, industry and corporate requirements.
- Communicate openly with all stakeholders on relevant health and safety issues.
- Empower all employees and contractors to stop any unsafe work.

OUR HEALTH & SAFETY POLICY



**Helix
Aggregates
Incorporated**
A Subsidiary of Helix Mining & Development Corporation



ALEXANDER V. TAAR
President



**Helix
Mining and
Development
Corporation**